



# Club Health Assessment for District 27 A1 through March 2025

			Status	Membership							Reports					Finance	LCIF
Club Number	Club Name	Charter Date		Current Member Count	YTD Members Added	YTD Members Dropped	YTD Net Growth	YTD Net Growth%	Member Count 12 Months Ago	Avg. length of service for dropped members	Months Since Last MMR ***	Yrs. Since Last Officer Report	President Rotation	Vice President Reported ****	Months Since Last Activity Report ***	Account Balance	Donations for current Fiscal Year
			Number of times on status quo within last two years	If below 15 members appears				If net loss is greater than 20% appears			If no report in 3 months appears in	When more than one year appears in	Number of repeat terms	Notes the officers that do not have an active	If no report at 12 months appears in red		
Clubs more than two years old																	
10320	BIG BEND VERNON L C	06/03/1955	Active	73	1	6	-5	-6.41%	82	21	3			N M	9		\$1,020.00
Exc Award (06/30/2017, 06/30/2018, 06/30/20																	
10321	BURLINGTON	03/09/1950	Active	30	1	1	0	0.00%	32	10	3			N SC	2		\$1,600.00
Exc Award (06/30/2023, 06/30/2024)																	
10322	CALEDONIA	04/21/1967	Active(1)	6	0	0	0	0.00%	6		15		8	R S,M,VP,SC	16		
38898	CAMBRIDGE AREA	09/22/1980	Active	70	3	2	1	1.45%	67	3	0			N	5		\$505.00
10323	CUDAHY	03/29/1950	Active	41	1	3	-2	-4.65%	46	20	0			N SC	24+		\$2,000.00
10324	DELAVAN	05/16/1938	Active	25	2	1	1	4.17%	24	5	6			N	3		\$1,000.00
10325	DOUSMAN OTTAWA L C	02/10/1965	Active	19	2	2	0	0.00%	20	4	1			R M	2		
146194	Eagle Lioness	06/15/2021	Active	17	1	0	1	6.25%	15		2			N	0		\$350.00
Exc Award (06/30/2022)																	
10326	EAGLE WISCONSIN INC	03/16/1964	Active	10	0	1	-1	-9.09%	9	8	6		None	P,T,M,VP,SC	8		
10327	EAST TROY	12/10/1937	Active	49	3	9	-6	-10.91%	59	10	3			N SC	0		\$555.00
Exc Award (06/30/2018, 06/30/2022)																	
10328	ELKHORN	10/15/1952	Active	41	2	5	-3	-6.82%	43	22	0			N SC	4		\$1,231.00
Exc Award (06/30/2017)																	
40507	FONTANA BIG FOOT	11/18/1981	Active	52	5	4	1	1.96%	50	7	2			IP	12		\$5.00
Exc Award (06/30/2017)																	
10329	FORT ATKINSON	02/28/1930	Active	72	8	3	5	7.46%	71	7	2			N	0		\$50.00
10330	FRANKLIN	10/01/1957	Active	71	14	6	8	12.70%	61	2	1			N	0		\$200.00
Exc Award (06/30/2022, 06/30/2024)																	
47285	FRANKLIN NOON	04/30/1987	Active	21	4	0	4	23.53%	18		4		None	P,M,VP,SC	24+		\$200.00
10331	GENOA CITY	10/18/1960	Active	20	0	2	-2	-9.09%	25	57	0			N	0		\$320.00
Exc Award (06/30/2016, 06/30/2018, 06/30/20																	
77955	GREATER GREENFIELD	12/19/2003	Active	16	4	1	3	23.08%	13	0	4		6	N M,SC	16		\$750.00
10332	GREENDALE	11/10/1955	Active	77	11	0	11	16.67%	67		4		2	N VP	1		
Exc Award (06/30/2024)																	



# Club Health Assessment for District 27 A1 through March 2025

			Status	Membership							Reports					Finance		LCIF	
Club Number	Club Name	Charter Date		Current Member Count	YTD Members Added	YTD Members Dropped	YTD Net Growth	YTD Net Growth%	Member Count 12 Months Ago	Avg. length of service for dropped members	Months Since Last MMR ***	Yrs. Since Last Officer Report	President Rotation	Vice President Reported ****	Months Since Last Activity Report ***	Account Balance	Donations for current Fiscal Year		
			Number of times on status quo within last two years	If below 15 members appears						If net loss is greater than 20% appears			If no report in 3 months appears in	When more than one year appears in	Number of repeat terms	Notes the officers that do not have an active	If no report at 12 months appears in red		
10333	GREENFIELD	09/10/1957	Active	6	0	0	0	0.00%	6		22		9	R	M,VP,SC	24+	90+ Days		
10334	HALES CORNERS	10/16/1956	Active	52	4	1	3	6.12%	44	7	1		2	R		8			\$2,040.00
Exc Award (06/30/2016, 06/30/2017, 06/30/20																			
35542	JEFFERSON	05/15/1978	Active	21	1	2	-1	-4.55%	21	2	2		2	R	M	11			\$50.00
Exc Award (06/30/2018, 06/30/2023)																			
10336	KENOSHA GREATER	10/12/1967	Active	14	0	1	-1	-6.67%	15	25	4		2		M,VP,SC	24+			\$100.00
10335	KENOSHA NOON	12/28/1948	Active	15	3	2	1	7.14%	14	13	0			R		3			\$1,000.00
Exc Award (06/30/2023)																			
10338	LAKE GENEVA	03/30/1937	Active	74	4	1	3	4.23%	72	4	1			N	M,SC	24+		90+ Days	\$2,000.00
10339	LAKE MILLS	02/17/1970	Active(1)	12	0	0	0	0.00%	12		18		3		S,M,VP,SC	24+		90+ Days	
45772	MILWAUKEE BAY VIEW	02/10/1986	Active	16	2	1	1	6.67%	18	39	2			IP	M,SC	4		\$600.00	
133199	Milwaukee Greater	11/21/2017	Active(1)	9	0	0	0	0.00%	9		4		5	R	M	16			
10342	MUKWONAGO	12/04/1960	Active	40	5	3	2	5.26%	39	6	2			N	P,M,VP	9		\$1,020.00	
Exc Award (06/30/2022)																			
10343	MUSKEGO	02/16/1950	Active	46	2	5	-3	-6.12%	49	6	0			N		0		\$5,060.00	
Exc Award (06/30/2016, 06/30/2017, 06/30/20																			
10344	NEW BERLIN	04/19/1950	Active	57	1	2	-1	-1.72%	59	24	0			N		0		\$3,210.00	
Exc Award (06/30/2016, 06/30/2017)																			
10345	NORTH PRAIRIE	05/26/1950	Active	21	2	1	1	5.00%	20	18	0				M,VP,SC	11			
10346	OAK CREEK	06/10/1958	Active	158	19	19	0	0.00%	156	5	1			N	SC	3		\$30,240.79	
Exc Award (06/30/2016, 06/30/2017, 06/30/20																			
56797	PADDOCK LAKE	04/13/1995	Active	22	1	5	-4	-15.38%	26	7	0		6	N		5		\$800.00	
Exc Award (06/30/2016, 06/30/2018, 06/30/20																			
40862	PALMYRA	02/22/1982	Active	29	2	0	2	7.41%	27		7			N	SC	11		\$1,650.00	
10347	PROSPECT	02/10/1950	Active	38	2	5	-3	-7.32%	39	2	0			N		6		\$1,500.00	
10348	RACINE	11/25/1929	Active	16	2	2	0	0.00%	16	40	2		8		M,VP,SC	12			
39525	SHARON	03/18/1981	Active	28	0	2	-2	-6.67%	27	6	0			N		9		\$1,040.00	
Exc Award (06/30/2018, 06/30/2022, 06/30/20																			



# Club Health Assessment for District 27 A1 through March 2025

			Status	Membership							Reports					Finance		LCIF		
Club Number	Club Name	Charter Date		Current Member Count	YTD Members Added	YTD Members Dropped	YTD Net Growth	YTD Net Growth%	Member Count 12 Months Ago	Avg. length of service for dropped members	Months Since Last MMR ***	Yrs. Since Last Officer Report	President Rotation	Vice President Reported ****	Months Since Last Activity Report ***	Account Balance	Donations for current Fiscal Year			
			Number of times on status quo within last two years	If below 15 members appears					If net loss is greater than 20% appears					If no report in 3 months appears in	When more than one year appears in	Number of repeat terms	Notes the officers that do not have an active	If no report at 12 months appears in red		
10350	SOUTH MILWAUKEE	09/13/1937	Active	60	2	7	-5	-7.69%	69	15	0			N	0		\$2,900.00			
Exc Award (06/30/2016, 06/30/2018, 06/30/2020)																				
10349	ST FRANCIS	04/14/1970	Active	23	1	2	-1	-4.17%	24	7	1		2	R	SC	6				
10352	TICHIGAN LAKE L C	02/20/1969	Active	121	6	8	-2	-1.63%	124	10	0			N	1					
Exc Award (06/30/2016, 06/30/2017, 06/30/2020)																				
10353	UNION GROVE	02/22/1949	Active	35	0	2	-2	-5.41%	37	15	6			R	SC	24+	\$1,000.00			
10354	WALES GENESEE	03/06/1973	Active	29	1	5	-4	-12.12%	30	18	0			R	10		\$374.20			
Exc Award (06/30/2018)																				
10355	WATERFORD	11/06/1960	Active	67	8	1	7	11.67%	62	5	0			N	9		\$1,172.00			
Exc Award (06/30/2022)																				
10356	WAUKESHA	09/28/1937	Active	39	2	1	1	2.63%	38	1	2			N	7		\$200.00			
10358	WEST ALLIS	01/14/1938	Active	20	0	5	-5	-20.00%	26	5	0			N	0		\$20.00			
Exc Award (06/30/2016)																				
31429	WEST ALLIS CENTRAL	12/08/1975	Active	8	0	3	-3	-27.27%	11	16	0		2	R	M,SC	11	\$100.00			
Exc Award (06/30/2018, 06/30/2024)																				
10359	WEST MILWAUKEE	10/28/1937	Active	14	0	0	0	0.00%	14		7		13	R	SC	24+				
10361	WHITEWATER	02/17/1939	Active	29	3	3	0	0.00%	32	3	2		2	R	M,SC	0	\$500.00			
10362	WILLIAMS BAY	08/08/1946	Active	54	2	7	-5	-8.47%	57	7	0			N	P,M,VP,SC	2	\$200.00			
Exc Award (06/30/2016, 06/30/2022)																				
148184	Williams Bay Lioness	09/07/2021	Active	16	0	3	-3	-15.79%	18	2	1			N	1		\$2,265.00			
10363	WIND LAKE	03/22/1966	Active	18	0	2	-2	-10.00%	21	34	3		6		VP,SC	2	\$1,200.00			
Current Total Clubs Count	YTD New Clubs Count	YTD Cancelled Clubs Count	YTD Net Club Gain	Current Total Members Count	YTD Add	YTD Drop	YTD Net Growth	YTD Net Growth %	Member Count 12 Months Ago	Average Member Count Per Club	% of Clubs with less than 20 members	% No MMR in 3 Months	% No Officer Report in 12 Months	% of Clubs with balance 90+ days	Number of Clubs in Status Quo	% Status Quo Clubs in Financial Suspension	Number of Cancelled Clubs	Average Cancelled Club Age	Members Lost Due to Cancellation	% of Clubs Cancelled for Non-Financial Reasons
51	0	0	0	1,917	137	147	-10	-0.52%	1,940	38	31%	33%	0%	6%	0	0%	0	0	0	0%



Club Health Assessment for District 27 A1 through March 2025

			Status	Membership							Reports					Finance	LCIF
Club Number	Club Name	Charter Date		Current Member Count	YTD Members Added	YTD Members Dropped	YTD Net Growth	YTD Net Growth%	Member Count 12 Months Ago	Avg. length of service for dropped members	Months Since Last MMR ***	Yrs. Since Last Officer Report	President Rotation	Vice President Reported ****	Months Since Last Activity Report ***	Account Balance	Donations for current Fiscal Year
			Number of times on status quo within last two years	If below 15 members appears				If net loss is greater than 20% appears			If no report in 3 months appears in	When more than one year appears in	Number of repeat terms	Notes the officers that do not have an active	If no report at 12 months appears in red		

\* - P - Priority Club. Cancellation Reasons: 1-Objectives/conduct, 2-Non-active club, 5-Non-existing club, 6-Disbanding, 7-Merger, 8-Financial Suspension, 9-District/Multiple District Dues.  
\*\* - Abbreviation: P-President, S-Secretary, T-Treasurer, M-Member Chairperson, VP-First Vice President, MC-Communications Chairperson, SC-Service Chairperson  
\*\*\* - Abbreviation: N/R - Never reported using the Lions Clubs website, N/A - Not applicable, No password registered for the Lions Clubs website.  
\*\*\*\* - Abbreviation: N - New, IP - Immediate Past, R - Repeat.



# Club Health Assessment for District 27 A2 through March 2025

			Status	Membership							Reports					Finance	LCIF
Club Number	Club Name	Charter Date		Current Member Count	YTD Members Added	YTD Members Dropped	YTD Net Growth	YTD Net Growth%	Member Count 12 Months Ago	Avg. length of service for dropped members	Months Since Last MMR ***	Yrs. Since Last Officer Report	President Rotation	Vice President Reported ****	Months Since Last Activity Report ***	Account Balance	Donations for current Fiscal Year
			Number of times on status quo within last two years	If below 15 members appears						If net loss is greater than 20% appears	If no report in 3 months appears in	When more than one year appears in	Number of repeat terms	Notes the officers that do not have an active	If no report at 12 months red		
<b>Clubs less than two years old</b>																	
154796	Milwaukee Suburban	06/20/2023	Active	25	2	1	1	4.17%	27	2	1		2	R	M,SC	0	
<b>Clubs more than two years old</b>																	
40746	ALLENTON	01/08/1982	Active	47	3	0	3	6.82%	42		0			N	M,SC	3	\$1,350.00
36313	ASHIPPUN	12/21/1978	Active	30	2	4	-2	-6.25%	34	8	0		6	R	SC	1	
Exc Award (06/30/2023, 06/30/2024)																	
10365	BEAVER DAM	06/24/1953	Active	32	3	8	-5	-13.51%	36	19	1			N		0	
Exc Award (06/30/2022)																	
10366	BELGIUM	03/16/1953	Active	39	4	1	3	8.33%	40	6	1			R	M,VP,SC	10	\$1,000.00
10369	BROWNSVILLE	04/13/1965	Active	19	0	0	0	0.00%	18		11	1	None		P,S,T,M,VP SC	10	90+ Days
10371	CEDARBURG	07/29/1946	Active	89	3	2	1	1.14%	87	22	2			N	SC	1	
44717	CLYMAN	03/18/1985	Active	25	1	0	1	4.17%	25		0		7		P,M,VP,SC	15	\$150.00
46819	COLUMBUS	01/31/1987	Active	30	1	3	-2	-6.25%	31	14	0				VP,SC	2	\$370.00
Exc Award (06/30/2023, 06/30/2024)																	
10372	DELAFIELD SUMMIT	07/28/1954	Active	33	6	3	3	10.00%	34	4	2			N	M,SC	19	
10374	FREDONIA	09/12/1973	Active	42	1	1	0	0.00%	43	51	4			R	SC	3	
137629	Glendale	04/22/2019	Active	10	0	0	0	0.00%	12		9		2	N	VP	1	
10377	GRAFTON	06/24/1946	Active	98	12	6	6	6.52%	89	11	0			N		0	\$5,520.00
Exc Award (06/30/2019, 06/30/2024)																	
10378	HARTFORD	01/27/1939	Active	67	6	5	1	1.52%	66	13	0		2	N		7	\$1,000.00
43615	HORICON	03/05/1984	Active	16	0	1	-1	-5.88%	18	2	0			N	SC	0	\$600.00
10380	HUSTISFORD	07/12/1951	Active	22	0	0	0	0.00%	22		2		3		M,VP,SC	3	\$1,000.00
10381	IRON RIDGE	03/08/1973	Active	10	0	0	0	0.00%	10		10		14	R	VP,SC	0	90+ Days
10382	JUNEAU	05/18/1939	Active	33	2	0	2	6.45%	31		2			N	SC	2	\$40.00
10383	KEWASKUM	05/20/1970	Active	15	0	0	0	0.00%	15		34		None		P,S,T,M,VP SC	14	90+ Days
10387	LANNON FALLS	07/01/1946	Active	21	3	5	-2	-8.70%	26	4	1			N	M,SC	5	\$324.00



# Club Health Assessment for District 27 A2 through March 2025

			Status	Membership							Reports					Finance		LCIF
Club Number	Club Name	Charter Date		Current Member Count	YTD Members Added	YTD Members Dropped	YTD Net Growth	YTD Net Growth%	Member Count 12 Months Ago	Avg. length of service for dropped members	Months Since Last MMR ***	Yrs. Since Last Officer Report	President Rotation	Vice President Reported ****	Months Since Last Activity Report ***	Account Balance	Donations for current Fiscal Year	
			Number of times on status quo within last two years	If below 15 members appears				If net loss is greater than 20% appears			If no report in 3 months appears in	When more than one year appears in	Number of repeat terms	Notes the officers that do not have an active	If no report at 12 months appears in red			
42174	LEBANON	01/31/1983	Active	21	0	0	0	0.00%	21		9			N	P,T,M,VP,SC	10	\$1,500.00	
10385	LOMIRA	09/26/1944	Active	45	0	3	-3	-6.25%	48	18	0			N	M,SC	2		
10386	MAYVILLE	01/26/1954	Active	21	0	0	0	0.00%	19		2			N	P,M,SC	3		\$500.00
65346	NEOSHO-RUBICON	05/15/2002	Active	12	1	0	1	9.09%	11		2				M,VP,SC	10		
45671	NEWBURG	01/31/1986	Active	10	1	1	0	0.00%	13	8	0		13		P,T,M,VP,SC	18		
10392	OCONOMOWOC	10/26/1938	Active	32	2	1	1	3.23%	30	43	0			N	P,VP,SC	17		\$120.00
10393	OKAUCHEE	04/14/1950	Active	38	8	1	7	22.58%	47	1	2		3	R	SC	9		90+ Days \$1,000.00
Exc Award (06/30/2018, 06/30/2023)																		
10395	PORT WASHINGTON	01/20/1971	Active	58	2	6	-4	-6.45%	60	23	1			N	M,SC	12		\$597.72
10396	RICHFIELD	01/16/1950	Active	54	0	2	-2	-3.57%	60	6	3		3	N		3		\$1,000.00
Exc Award (06/30/2024)																		
60177	SAUKVILLE	12/15/1997	Active	20	2	0	2	11.11%	18		6				M,VP,SC	8		
10379	STONE BANK	11/18/1931	Active	9	1	1	0	0.00%	11	3	2		3	R	M,SC	16		
10398	SUSSEX	02/02/1939	Active	66	6	3	3	4.76%	64	14	0		2	R	VP,SC	0		
32003	THERESA	04/12/1976	Active	35	0	0	0	0.00%	30		6			N	M,SC	3	\$2,000.00	
10399	THIENSVILLE MEQUON	04/13/1950	Active	45	3	2	1	2.27%	44	6	0			N		2		
10401	WATERTOWN	03/28/1930	Active	42	1	7	-6	-12.50%	51	34	1		None		P,M,VP,SC	8	\$2,000.00	
10402	WAUPUN	11/28/1962	Active	24	2	1	1	4.35%	22	11	1			N	P,T,M,VP,SC	4		
10403	WAUWATOSA	04/05/1938	Active	15	1	7	-6	-28.57%	21	23	5				VP,SC	15		
10405	WEST BEND	07/19/1960	Active	25	1	0	1	4.17%	16		9		6		VP,SC	12	\$1,000.00	
78437	WEST BEND LIONESS	03/05/2004	Cancelled(6*)	0	0	0	0	0.00%	8		9	1	None		P,S,T,M,VP SC	12		
Exc Award (06/30/2023)																		



## Club Health Assessment for District 27 A2 through March 2025

Club Number			Club Name			Charter Date			Status					Membership					Reports					Finance		LCIF
									Current Member Count	YTD Members Added	YTD Members Dropped	YTD Net Growth	YTD Net Growth%	Member Count 12 Months Ago	Avg. length of service for dropped members	Months Since Last MMR ***	Yrs. Since Last Officer Report	President Rotation	Vice President Reported ****	Months Since Last Activity Report ***	Account Balance	Donations for current Fiscal Year				
									Number of times on status quo within last two years	If below 15 members appears			If net loss is greater than 20% appears			If no report in 3 months appears in			When more than one year appears in	Number of repeat terms	Notes the officers that do not have an active		If no report at 12 months appears in red			
Current Total Clubs Count	YTD New Clubs Count	YTD Cancelled Clubs Count	YTD Net Club Gain	Current Total Members Count	YTD Add	YTD Drop	YTD Net Growth	YTD Net Growth %	Member Count 12 Months Ago	Average Member Count Per Club	% of Clubs with less than 20 members	% No MMR in 3 Months	% No Officer Report in 12 Months	% of Clubs with balance 90+ days	Number of Clubs in Status Quo	% Status Quo Clubs in Financial Suspension	Number of Cancelled Clubs	Average Cancelled Club Age	Members Lost Due to Cancellation	% of Clubs Cancelled for Non-Financial Reasons						
38	0	1	-1	1,275	80	75	5	0.39%	1,300	34	24%	29%	3%	11%	0	0%	1	21	0	100%						

\* - P - Priority Club. Cancellation Reasons: 1-Objectives/conduct, 2-Non-active club, 5-Non-existing club, 6-Disbanding, 7-Merger, 8-Financial Suspension, 9-District/Multiple District Dues.

\*\* - Abbreviation: P-President, S-Secretary, T-Treasurer, M-Member Chairperson, VP-First Vice President, MC-Communications Chairperson, SC-Service Chairperson

\*\*\* - Abbreviation: N/R - Never reported using the Lions Clubs website, N/A - Not applicable, No password registered for the Lions Clubs website.

\*\*\*\* - Abbreviation: N - New, IP - Immediate Past, R - Repeat.



# Club Health Assessment for District 27 B1 through March 2025

			Status	Membership							Reports					Finance		LCIF
Club Number	Club Name	Charter Date		Current Member Count	YTD Members Added	YTD Members Dropped	YTD Net Growth	YTD Net Growth%	Member Count 12 Months Ago	Avg. length of service for dropped members	Months Since Last MMR ***	Yrs. Since Last Officer Report	President Rotation	Vice President Reported ****	Months Since Last Activity Report ***	Account Balance	Donations for current Fiscal Year	
			Number of times on status quo within last two years	If below 15 members appears				If net loss is greater than 20% appears			If no report in 3 months appears in	When more than one year appears in	Number of repeat terms	Notes the officers that do not have an active	If no report at 12 months appears in red			
Clubs less than two years old																		
154429	Markesan Grand River	06/02/2023	Active(1)	12	18	29	-11	-47.83%	24	5	1			N	0		\$290.00	
Exc Award (06/30/2023)																		
Clubs more than two years old																		
30502	ADELL	04/07/1975	Active	8	0	0	0	0.00%	8		13		4	R	M	9	\$100.00	
Exc Award (06/30/2023)																		
36105	AMSTERDAM L C	10/03/1978	Active	10	0	0	0	0.00%	10		5		8	R		0		
10407	APPLETON EVENING	12/03/1963	Active	8	0	0	0	0.00%	8		9			N	P,M,VP,SC	9		
Exc Award (06/30/2023)																		
10406	APPLETON NOON	03/01/1922	Active	45	2	3	-1	-2.17%	52	3	0			N	T	0	\$115.00	
Exc Award (06/30/2016, 06/30/2023)																		
10408	BERLIN	06/13/1940	Active	27	2	0	2	8.00%	25		1			N	M,SC	0		
65278	BRANDON	04/26/2002	Active	7	12	12	0	0.00%	7	4	2		2	R	P,M,VP,SC	8		
Exc Award (06/30/2020, 06/30/2021)																		
10410	BRILLION	06/10/1929	Active	22	0	1	-1	-4.35%	21	2	7			N		6		
Exc Award (06/30/2023)																		
31742	BUTTE DES MORTS	02/27/1976	Active	19	0	0	0	0.00%	19		23				T,M,VP,SC	23		
10411	CAMPBELLSPORT	07/23/1931	Active	39	1	7	-6	-13.33%	45	5	2		2	R	M,SC	23		
32208	CASCADE	05/12/1976	Active	20	0	0	0	0.00%	20		13		5	R	M,SC	8		
10412	CHILTON	02/12/1973	Active	40	1	2	-1	-2.44%	41	29	1			N	T,M,VP,SC	1	\$10.00	
Exc Award (06/30/2024)																		
10413	CLEVELAND	06/04/1963	Active	30	1	3	-2	-6.25%	30	12	3			N	T,VP	0	\$200.00	
Exc Award (06/30/2024)																		
10414	COLOMA	05/30/1972	Active	26	1	1	0	0.00%	28	12	2			IP	M	0	\$250.00	
31743	EDEN	02/24/1976	Active	32	2	13	-11	-25.58%	43	19	0			R	SC	1		
45322	ELDORADO	08/26/1985	Active	24	0	0	0	0.00%	24		12			IP	T,VP	1	\$125.00	
10415	ELKHART LAKE	06/14/1971	Active	42	0	5	-5	-10.64%	47	25	1		3	IP	M,SC	1	\$2,000.00	






# Club Health Assessment for District 27 B1 through March 2025

Club Number	Club Name	Charter Date	Status	Membership							Reports					Finance	LCIF
				Current Member Count	YTD Members Added	YTD Members Dropped	YTD Net Growth	YTD Net Growth%	Member Count 12 Months Ago	Avg. length of service for dropped members	Months Since Last MMR ***	Yrs. Since Last Officer Report	President Rotation	Vice President Reported ****	Months Since Last Activity Report ***	Account Balance	Donations for current Fiscal Year
			Number of times on status quo within last two years	If below 15 members appears				If net loss is greater than 20% appears			If no report in 3 months appears in	When more than one year appears in	Number of repeat terms	Notes the officers that do not have an active	If no report at 12 months appears in red		
10416	ENDEAVOR	10/26/1955	Active	23	2	1	1	4.55%	22	3	0		9	M,VP	1		
10417	Fairwater	01/06/1964	Active(1)	11	11	0	11	100.00%	0		1		2	N	0		\$10.00
	Exc Award (06/30/2017)																
10419	FOND DU LAC EVENING	06/05/1973	Active	22	1	0	1	4.76%	21		4			N	0		\$1,020.00
10420	FRANCIS CREEK	08/15/1962	Active	20	2	1	1	5.26%	19	2	1			N	1		\$410.00
	Exc Award (06/30/2023)																
10422	HANCOCK	10/26/1970	Active	13	0	0	0	0.00%	13		0		2	R	4		
10423	HILBERT	01/04/1974	Active	22	1	1	0	0.00%	22	3	0		5	N	4		
	Exc Award (06/30/2023)																
10424	HOWARDS GROVE	06/27/1973	Active	14	2	0	2	16.67%	13		2			P,M,VP,SC	1		\$10.00
10425	KIEL	05/11/1966	Active	36	2	2	0	0.00%	35	7	0			N	0		\$10.00
	Exc Award (06/30/2023)																
10426	KINGSTON	02/07/1963	Active	28	0	0	0	0.00%	29		0		2	R	6		
29208	LARSEN-WINCHESTER	04/30/1974	Active	70	12	4	8	12.90%	63	8	2			N	0		\$4,100.00
	Exc Award (06/30/2023, 06/30/2024)																
10428	MANITOWOC	01/10/1922	Active	31	3	2	1	3.33%	31	21	0			N	0		\$10.00
	Exc Award (06/30/2021, 06/30/2023)																
10429	MARIBEL	01/21/1965	Active	28	4	1	3	12.00%	27	28	0			N	0		
10430	MARKESAN	08/23/1965	Active	12	1	3	-2	-14.29%	15	13	3			M,VP,SC	0	90+ Days	\$100.00
	Exc Award (06/30/2018, 06/30/2019, 06/30/2020)																
10432	MISHICOT	01/09/1946	Active	26	1	0	1	4.00%	25		7			IP	1		\$190.00
	Exc Award (06/30/2022, 06/30/2024)																
10434	MONTELLO	12/03/1964	Active	17	2	4	-2	-10.53%	15	2	1			N	0		
	Exc Award (06/30/2023)																
10435	NEENAH	03/23/1936	Active	12	2	1	1	9.09%	11	6	6			N	22		
29107	NESHKORO	04/17/1974	Active	38	0	3	-3	-7.32%	41	14	3		2	R	2		
10436	NEW HOLSTEIN	04/09/1970	Active	49	3	3	0	0.00%	49	7	2		2	R	0		\$90.00
31249	NEWTON	10/23/1975	Active	13	0	1	-1	-7.14%	14	26	5		2	R	5		\$100.00



# Club Health Assessment for District 27 B1 through March 2025

			Status	Membership							Reports					Finance	LCIF
Club Number	Club Name	Charter Date		Current Member Count	YTD Members Added	YTD Members Dropped	YTD Net Growth	YTD Net Growth%	Member Count 12 Months Ago	Avg. length of service for dropped members	Months Since Last MMR ***	Yrs. Since Last Officer Report	President Rotation	Vice President Reported ****	Months Since Last Activity Report ***	Account Balance	Donations for current Fiscal Year
			Number of times on status quo within last two years	If below 15 members appears				If net loss is greater than 20% appears			If no report in 3 months appears in	When more than one year appears in	Number of repeat terms	Notes the officers that do not have an active	If no report at 12 months appears in red		
Exc Award (06/30/2023)																	
10437	OAKFIELD	12/06/1966	Active	31	0	0	0	0.00%	31		12			N SC	0		
10545	OXFORD	06/13/1955	Active	40	2	4	-2	-4.76%	42	6	1			R	0		
39867	PICKETT	05/13/1981	Active	31	2	2	0	0.00%	33	9	4			N	4		
Exc Award (06/30/2023)																	
10440	PLAINFIELD	02/25/1957	Active	16	0	0	0	0.00%	16		4			N M,VP,SC	11		\$1,000.00
10441	PLYMOUTH	04/02/1964	Active	68	1	1	0	0.00%	70	3	2			M,VP,SC	1		\$2,000.00
Exc Award (06/30/2023)																	
118172	POY SIPPI	10/30/2012	Active	12	0	4	-4	-25.00%	18	5	3			N	6		
10443	PRINCETON	11/22/1949	Active	23	2	2	0	0.00%	23	14	2			N M,SC	0		\$250.00
10444	RANDOM LAKE	12/12/1951	Active	16	0	6	-6	-27.27%	22	10	0		5	R	0		
10445	RED GRANITE	07/12/1955	Active	7	2	4	-2	-22.22%	9	6	1		8	R M,SC	23	90+ Days	
10446	REEDSVILLE	09/02/1938	Active	9	0	0	0	0.00%	9		9			N M,SC	1		
10447	RIPON	12/07/1955	Active	14	1	0	1	7.69%	13		8		2	R S,M,VP,SC	3		\$350.00
10448	ROSENDALE	01/15/1968	Active	35	0	2	-2	-5.41%	37	28	0		3	N P,T,M,VP	1		\$835.00
10450	SHEBOYGAN EVENING	01/30/1922	Active	16	1	1	0	0.00%	16	0	7			N	0		\$1,000.00
Exc Award (06/30/2016, 06/30/2023)																	
10451	SHEBOYGAN FALLS	09/16/1952	Active	54	0	2	-2	-3.57%	54	3	2			N M,SC	0		\$1,000.00
Exc Award (06/30/2023, 06/30/2024)																	
10452	SHEBOYGAN NOON	11/12/1968	Active	32	4	4	0	0.00%	32	10	0			VP,SC	8		\$10.00
Exc Award (06/30/2022, 06/30/2023)																	
10453	SHERWOOD	04/17/1968	Active	56	3	1	2	3.70%	53	2	3			N P,M	0		
Exc Award (06/30/2023)																	
10449	ST NAZIANZ	06/11/1952	Active	18	0	0	0	0.00%	18		12		2	R SC	5		\$250.00
32926	ST PETER	11/04/1976	Active	62	0	1	-1	-1.59%	64	48	2			N	0		\$1,100.00
Exc Award (06/30/2023)																	
29108	STOCKBRIDGE	04/03/1974	Active	38	2	1	1	2.70%	38	12	0			N SC	1		\$1,060.00
Exc Award (06/30/2023)																	



## Club Health Assessment for District 27 B1 through March 2025

			Status								Membership								Reports				Finance		LCIF
Club Number	Club Name	Charter Date		Current Member Count	YTD Members Added	YTD Members Dropped	YTD Net Growth	YTD Net Growth%	Member Count 12 Months Ago	Avg. length of service for dropped members	Months Since Last MMR ***	Yrs. Since Last Officer Report	President Rotation	Vice President Reported ****	Months Since Last Activity Report ***	Account Balance	Donations for current Fiscal Year								
			Number of times on status quo within last two years	If below 15 members appears						If net loss is greater than 20% appears	If no report in 3 months appears in	When more than one year appears in	Number of repeat terms	Notes the officers that do not have an active	If no report at 12 months appears in red										
67478	TOWN OF SHEBOYGAN	03/18/2003	Active	33	0	1	-1	-2.94%	34	20	0			N	SC	0	\$550.00								
Exc Award (06/30/2021, 06/30/2022, 06/30/2024)																									
10455	VALDERS	09/14/1938	Active	29	2	4	-2	-6.45%	29	12	1			N	P,M,VP,SC	0	\$10.00								
Exc Award (06/30/2022, 06/30/2024)																									
33832	VAN DYNE	05/06/1977	Active	74	5	2	3	4.23%	71	11	0			N	SC	0	\$4,171.00								
Exc Award (06/30/2017, 06/30/2019, 06/30/2024)																									
45879	WALDO	03/24/1986	Active	15	1	0	1	7.14%	13		0		3	R	M,VP,SC	2									
Exc Award (06/30/2023)																									
10457	WAYSIDE MORRISON	03/09/1951	Active	28	1	2	-1	-3.45%	30	13	0			N	SC	0									
Exc Award (06/30/2023)																									
10458	WESTFIELD	03/06/1969	Active	34	2	0	2	6.25%	32		2			N	M,SC	0	\$10.00								
Exc Award (06/30/2023, 06/30/2024)																									
10459	WHELEAW	04/12/1965	Active	18	0	2	-2	-10.00%	20	27	2				T,M,VP,SC	1									
Exc Award (06/30/2023)																									
10460	WILD ROSE	11/24/1952	Active	29	1	2	-1	-3.33%	31	4	1		3	N	M	0	\$20.00								
Exc Award (06/30/2023)																									
10461	WINNEBAGO EAST SHORE	01/11/1961	Active	61	1	0	1	1.67%	59		0			N		1									
Exc Award (06/30/2023)																									
Current Total Clubs Count	YTD New Clubs Count	YTD Cancelled Clubs Count	YTD Net Club Gain	Current Total Members Count	YTD Add	YTD Drop	YTD Net Growth	YTD Net Growth %	Member Count 12 Months Ago	Average Member Count Per Club	% of Clubs with less than 20 members	% No MMR in 3 Months	% No Officer Report in 12 Months	% of Clubs with balance 90+ days	Number of Clubs in Status Quo	% Status Quo Clubs in Financial Suspension	Number of Cancelled Clubs	Average Cancelled Club Age	Members Lost Due to Cancellation	% of Clubs Cancelled for Non-Financial Reasons					
64	0	0	0	1,795	122	151	-29	-1.59%	1,834	28	36%	36%	0%	3%	0	0%	0	0	0	0%					

\* - P - Priority Club. Cancellation Reasons: 1-Objectives/conduct, 2-Non-active club, 5-Non-existing club, 6-Disbanding, 7-Merger, 8-Financial Suspension, 9-District/Multiple District Dues.


\*\* - Abbreviation: P-President, S-Secretary, T-Treasurer, M-Member Chairperson, VP-First Vice President, MC-Communications Chairperson, SC-Service Chairperson

\*\*\* - Abbreviation: N/R - Never reported using the Lions Clubs website, N/A - Not applicable, No password registered for the Lions Clubs website.

\*\*\*\* - Abbreviation: N - New, IP - Immediate Past, R - Repeat.



# Club Health Assessment for District 27 B2 through March 2025

			Status	Membership							Reports					Finance	LCIF	
Club Number	Club Name	Charter Date		Current Member Count	YTD Members Added	YTD Members Dropped	YTD Net Growth	YTD Net Growth%	Member Count 12 Months Ago	Avg. length of service for dropped members	Months Since Last MMR ***	Yrs. Since Last Officer Report	President Rotation	Vice President Reported ****	Months Since Last Activity Report ***	Account Balance	Donations for current Fiscal Year	
			Number of times on status quo within last two years	If below 15 members appears				If net loss is greater than 20% appears			If no report in 3 months appears in	When more than one year appears in	Number of repeat terms	Notes the officers that do not have an active	If no report at 12 months appears in red			
Clubs more than two years old																		
10462	ALGOMA	10/27/1952	Active	23	1	0	1	4.55%	21		6		2	R	M	0		\$10.00
Exc Award (06/30/2024)																		
126768	ALLOUEZ	02/23/2016	Active	12	0	0	0	0.00%	12		0			N	SC	0		\$770.00
10463	ANTIGO	11/13/1948	Active	19	0	1	-1	-5.00%	20	34	3		3	N	P,M,SC	24		
30234	ASHWAUBENON	02/17/1975	Active	22	1	2	-1	-4.35%	23	17	0			N		0		\$16,000.00
10465	BEAR CREEK	03/06/1973	Active	73	3	1	2	2.82%	78	43	4			N	M,SC	0		\$1,070.00
56505	BELLEVUE	02/03/1995	Active	38	3	0	3	8.57%	34		0			N	VP,SC	0		\$2,000.00
Exc Award (06/30/2023)																		
10466	BIRNAMWOOD	01/28/1931	Active	14	1	0	1	7.69%	13		0			N	SC	1		
10467	BLACK CREEK	12/13/1967	Active(1)	4	0	10	-10	-71.43%	14	10	5		4		S,M,VP,SC	24+	90+ Days	
10468	BONDUEL	11/16/1950	Active	26	1	1	0	0.00%	27	3	2			N	M,VP,SC	2		
10469	BRUSSELS	03/31/1960	Active	49	1	2	-1	-2.00%	52	6	0			N		0		\$1,000.00
Exc Award (06/30/2018, 06/30/2020, 06/30/2021)																		
46999	CAROLINE	03/02/1987	Active	49	0	1	-1	-2.00%	49	28	3		None		P,T,M,VP,SC	0		\$500.00
30503	CASCO	04/10/1975	Active	41	2	0	2	5.13%	39		4			N	SC	2		
10471	CLINTONVILLE	07/23/1924	Active	16	0	0	0	0.00%	15		6		3	N	SC	24		
10472	COLEMAN POUND	09/12/1951	Active	28	0	0	0	0.00%	28		0		None		P,S,T,M,VP SC	24+	90+ Days	\$1,000.00
10473	CRANDON	02/18/1946	Active	7	0	2	-2	-22.22%	9	39	0		None		P,S,T,M,VP SC	24+	90+ Days	\$250.00
10474	CRIVITZ	02/27/1951	Active	23	0	0	0	0.00%	23		0			N	SC	9		\$500.00
10476	DE PERE	03/25/1969	Active	15	0	0	0	0.00%	14		0			N	SC	0		\$1,050.00
10475	DENMARK	11/17/1955	Active	57	0	7	-7	-10.94%	68	30	2				VP	0		\$820.00
Exc Award (06/30/2023)																		
10477	DYCKESVILLE	05/27/1970	Active	27	3	4	-1	-3.57%	28	5	4		3	R		5		\$1,000.00
10478	EGG HARBOR	10/25/1956	Active	10	0	1	-1	-9.09%	13	10	7		14	N	M,SC	16		
64477	EMBARRASS RIVER	06/30/2001	Active	14	2	0	2	16.67%	12		4			N	S,T,M,VP,SC	2		



# Club Health Assessment for District 27 B2 through March 2025

			Status	Membership							Reports					Finance		LCIF
Club Number	Club Name	Charter Date		Current Member Count	YTD Members Added	YTD Members Dropped	YTD Net Growth	YTD Net Growth%	Member Count 12 Months Ago	Avg. length of service for dropped members	Months Since Last MMR ***	Yrs. Since Last Officer Report	President Rotation	Vice President Reported ****	Months Since Last Activity Report ***	Account Balance	Donations for current Fiscal Year	
			Number of times on status quo within last two years	If below 15 members appears				If net loss is greater than 20% appears			If no report in 3 months appears in	When more than one year appears in	Number of repeat terms	Notes the officers that do not have an active	If no report at 12 months appears in red			
10480	FORESTVILLE MAPLEWOOD	03/26/1963	Active	21	0	2	-2	-8.70%	24	19	4		7	VP,SC	0		\$1,000.00	
	Exc Award (06/30/2022)																	
57639	FOX RIVER	12/18/1995	Active	11	0	0	0	0.00%	13		1			M,VP	0			
32794	FREEDOM	10/14/1976	Active	65	1	2	-1	-1.52%	66	28	4			N	P,T,M,SC	15		
10481	GILLETT	02/09/1951	Active	17	0	0	0	0.00%	17		6		8	R	P,SC	9		
47139	GOODMAN ARMSTRONG CREEK	04/01/1987	Active	26	2	0	2	8.33%	25		5		9	T,M,VP,SC	3		\$100.00	
34087	GRAND CHUTE L C	06/20/1977	Active	67	2	0	2	3.08%	69		0			N	SC	0	\$1,580.00	
	Exc Award (06/30/2023, 06/30/2024)																	
10486	GREENVILLE	09/17/1973	Active	83	1	5	-4	-4.60%	85	23	2			N		0	\$2,000.00	
	Exc Award (06/30/2024)																	
145594	Greenville Lioness	06/11/2021	Active	60	5	1	4	7.14%	58	3	0		None	N	P,SC	1	\$1,000.00	
	Exc Award (06/30/2022, 06/30/2023)																	
10487	GRESHAM	03/11/1953	Active	24	1	3	-2	-7.69%	26	13	0			N	P,M,SC	2	\$1,100.00	
133949	Heart of the Valley	04/24/2018	Active	18	2	1	1	5.88%	17	7	2			N	M,SC	0		
	Exc Award (06/30/2019)																	
10488	HORTONVILLE	11/01/1963	Active	34	0	0	0	0.00%	36		10			N	P,SC	24+		
33310	HOWARD-SUAMICO L C	02/18/1977	Active	35	0	0	0	0.00%	35		5		2	R		1	\$3,420.00	
	Exc Award (06/30/2024)																	
10489	HY LAND LAKES L C	11/19/1964	Active	9	0	0	0	0.00%	9		21			R	VP,SC	0	\$100.00	
10490	IOLA	11/30/1948	Active	51	2	4	-2	-3.77%	56	14	5			N	S,SC	17	90+ Days	
10491	KAUKAUNA	05/12/1936	Active	71	1	3	-2	-2.74%	80	23	1			N	SC	0	\$20.00	
10492	KEWAUNEE	04/28/1953	Active	18	6	0	6	50.00%	12		6		2	R	VP,SC	19	\$1,000.00	
10493	LAONA	03/02/1951	Active	18	0	0	0	0.00%	18		4		3	N	M,SC	19		
10494	LENA	03/24/1971	Active	24	0	4	-4	-14.29%	28	14	1			N	SC	22		
44825	LUXEMBURG	04/05/1985	Active	20	2	3	-1	-4.76%	21	13	0		4	R	M,VP,SC	6		
10496	MANAWA	06/28/1929	Active	33	3	1	2	6.45%	33	32	5			N	M,SC	0	\$885.00	
	Exc Award (06/30/2023)																	



# Club Health Assessment for District 27 B2 through March 2025

			Status	Membership							Reports					Finance	LCIF
Club Number	Club Name	Charter Date		Current Member Count	YTD Members Added	YTD Members Dropped	YTD Net Growth	YTD Net Growth%	Member Count 12 Months Ago	Avg. length of service for dropped members	Months Since Last MMR ***	Yrs. Since Last Officer Report	President Rotation	Vice President Reported ****	Months Since Last Activity Report ***	Account Balance	Donations for current Fiscal Year
			Number of times on status quo within last two years	If below 15 members appears				If net loss is greater than 20% appears			If no report in 3 months appears in	When more than one year appears in	Number of repeat terms	Notes the officers that do not have an active	If no report at 12 months red		
10497	MARINETTE	01/20/1930	Active	24	2	1	1	4.35%	22	0	0		2	N	SC	0	\$520.00
10498	MARION	04/10/1962	Active	28	1	2	-1	-3.45%	30	11	0		2	N	VP,SC	3	\$1,000.00
10495	MC CASLIN L C	01/09/1973	Active	49	2	20	-18	-26.87%	67	8	3			N		1	\$1,000.00
10499	MEDINA DALE READFIELD	08/16/1966	Active	19	0	0	0	0.00%	15		9		5	N		24	\$600.00
58322	MOUNTAIN CROOKED LAKE	05/24/1996	Active	40	3	3	0	0.00%	40	4	2		2	R	SC	0	
10500	NEW LONDON	01/22/1924	Active	27	0	0	0	0.00%	29		9			N		0	\$1,500.00
Exc Award (06/30/2024)																	
10501	NIAGARA	11/15/1966	Active	47	2	3	-1	-2.08%	50	2	1		3	N	SC	0	\$500.00
Exc Award (06/30/2019)																	
10502	OCONTO	06/07/1954	Active	15	2	3	-1	-6.25%	16	19	4		2	R		2	\$1,000.00
43865	OCONTO FALLS	05/18/1984	Active	30	2	4	-2	-6.25%	30	15	1			N	SC	0	
145597	Oconto Falls Lioness	03/17/2021	Active	21	0	2	-2	-8.70%	21	1	2		2	N	M,VP,SC	0	
46820	PEARSON-PICKEREL	01/27/1987	Active	23	7	7	0	0.00%	20	9	0		2	N	M	2	\$200.00
10503	PESHTIGO	10/28/1937	Active	38	4	4	0	0.00%	39	34	3			R		0	
10504	PULASKI	09/26/1967	Active	22	0	6	-6	-21.43%	28	16	0		3		M,VP,SC	0	\$1,000.00
10505	SEYMOUR	03/19/1963	Active	53	2	4	-2	-3.64%	55	18	7				VP,SC	2	
10507	SHAWANO LAKE	04/14/1964	Active	22	6	4	2	10.00%	20	8	2		2		P,M,VP,SC	17	\$550.00
10508	SHIOCTON	05/16/1966	Active	26	8	1	7	36.84%	20	5	1			N	SC	0	\$200.00
10509	SISTER BAY	05/14/1952	Active	51	1	3	-2	-3.77%	53	22	2			N	SC	1	\$1,000.00
10510	STURGEON BAY	05/17/1929	Active	41	4	4	0	0.00%	41	12	1			N	SC	0	\$100.00
Exc Award (06/30/2023)																	
28224	SURING	03/28/1974	Active	16	1	3	-2	-11.11%	15	23	2		10	R	P,M,VP,SC	3	
10511	TIGERTON	08/17/1948	Active	19	1	0	1	5.56%	18		6			N	P,T,M,SC	3	
10512	WABENO	12/07/1928	Active	60	2	4	-2	-3.23%	63	9	4			N	M,SC	3	\$200.00
10513	WASHINGTON ISLAND	01/29/1935	Active	58	2	0	2	3.57%	57		7			N	VP,SC	0	
10514	WAUPACA	03/30/1925	Active	26	0	0	0	0.00%	29		7			N	M,VP,SC	1	\$3,100.00



## Club Health Assessment for District 27 B2 through March 2025

				Status		Membership							Reports					Finance		LCIF
Club Number	Club Name	Charter Date			Current Member Count	YTD Members Added	YTD Members Dropped	YTD Net Growth	YTD Net Growth%	Member Count 12 Months Ago	Avg. length of service for dropped members	Months Since Last MMR ***	Yrs. Since Last Officer Report	President Rotation	Vice President Reported ****	Months Since Last Activity Report ***	Account Balance	Donations for current Fiscal Year		
				Number of times on status quo within last two years	If below 15 members appears				If net loss is greater than 20% appears			If no report in 3 months appears in	When more than one year appears in	Number of repeat terms	Notes the officers that do not have an active	If no report at 12 months appears in red				
10515	WAUSAUKEE	09/04/1958		Active	25	0	0	0	0.00%	25		1		2	R	M,VP,SC	13			
10516	WEYAUWEGA FREMONT	04/02/1928		Active	6	0	0	0	0.00%	6		25		None		P,S,T,M,VP SC	24+			
10518	WITTENBERG	01/24/1951		Active	13	1	2	-1	-7.14%	14	1	6			N	M,SC	0			
Current Total Clubs Count	YTD New Clubs Count	YTD Cancelled Clubs Count	YTD Net Club Gain	Current Total Members Count	YTD Add	YTD Drop	YTD Net Growth	YTD Net Growth %	Member Count 12 Months Ago	Average Member Count Per Club	% of Clubs with less than 20 members	% No MMR in 3 Months	% No Officer Report in 12 Months	% of Clubs with balance 90+ days	Number of Clubs in Status Quo	% Status Quo Clubs in Financial Suspension	Number of Cancelled Clubs	Average Cancelled Club Age	Members Lost Due to Cancellation	% of Clubs Cancelled for Non-Financial Reasons
67	0	0	0	2,071	99	141	-42	-1.99%	2,143	31	31%	49%	0%	6%	0	0%	0	0	0	0%

\* - P - Priority Club. Cancellation Reasons: 1-Objectives/conduct, 2-Non-active club, 5-Non-existing club, 6-Disbanding, 7-Merger, 8-Financial Suspension, 9-District/Multiple District Dues.

\*\* - Abbreviation: P-President, S-Secretary, T-Treasurer, M-Member Chairperson, VP-First Vice President, MC-Communications Chairperson, SC-Service Chairperson

\*\*\* - Abbreviation: N/R - Never reported using the Lions Clubs website, N/A - Not applicable, No password registered for the Lions Clubs website.

\*\*\*\* - Abbreviation: N - New, IP - Immediate Past, R - Repeat.



# Club Health Assessment for District 27 C1 through March 2025

			Status	Membership							Reports					Finance	LCIF
Club Number	Club Name	Charter Date		Current Member Count	YTD Members Added	YTD Members Dropped	YTD Net Growth	YTD Net Growth%	Member Count 12 Months Ago	Avg. length of service for dropped members	Months Since Last MMR ***	Yrs. Since Last Officer Report	President Rotation	Vice President Reported ****	Months Since Last Activity Report ***	Account Balance	Donations for current Fiscal Year
			Number of times on status quo within last two years	If below 15 members appears	If net loss is greater than 20% appears						If no report in 3 months appears in	When more than one year appears in	Number of repeat terms	Notes the officers that do not have an active	If no report at 12 months red		
<b>Clubs more than two years old</b>																	
10520	ABBOTSFORD	05/01/1968	Active	34	0	4	-4	-10.53%	40	30	2		2	R	VP,SC	2	
10522	ALMOND	01/30/1951	Active	27	0	0	0	0.00%	27		11		4	R	P,T,M,VP,SC	24+	
31333	ARNOTT	11/17/1975	Active	33	3	0	3	10.00%	30		8		3		M,VP,SC	24+	
10524	ARPIN	03/06/1973	Active(1)	13	0	0	0	0.00%	13		16		5	R	T,M,VP,SC	24+	90+ Days
132563	Athens	09/19/2017	Active	29	4	2	2	7.41%	25	2	6		2	R	M,VP,SC	24+	
10526	AUBURNDALE	05/15/1967	Active	27	1	3	-2	-6.90%	29	35	1			N	T,M,SC	22	
41324	BANCROFT	05/04/1982	Active	32	2	2	0	0.00%	32	10	1		3		M,VP,SC	10	\$50.00
45360	BERLIN-HAMBURG TOWNSHIP & AREA	09/23/1985	Active	29	0	2	-2	-6.45%	32	31	0			N	SC	0	\$250.00
43078	BEVENT	10/26/1983	Active	32	0	1	-1	-3.03%	33	2	4				M,VP,SC	8	
33311	CASTLE ROCK L C	02/03/1977	Active	44	0	0	0	0.00%	44		0			R	M,VP,SC	13	\$60.00
10529	COLBY	01/22/1963	Active	36	0	0	0	0.00%	37		10		2		M,VP,SC	24+	\$50.00
39012	CURTISS	10/31/1980	Active	22	0	2	-2	-8.33%	24	23	1			N	SC	3	
Exc Award (06/30/2018)																	
10527	DORCHESTER	06/14/1956	Active	23	3	0	3	15.00%	20		2			N	M,SC	1	
44008	EASTON HEWITT WAUSAU	06/22/1984	Active	27	0	0	0	0.00%	27		8			N	M,SC	24+	
45323	EASTON WHITE CREEK	08/08/1985	Active	44	2	1	1	2.33%	43	6	1		3		M,VP,SC	24+	
10530	EDGAR	12/12/1950	Active	49	0	0	0	0.00%	49		6			N	S,T,M,SC	15	
41163	FENWOOD	04/26/1982	Active	36	0	1	-1	-2.70%	38	17	8		2	R	VP,SC	24+	
10532	GRAND RAPIDS	04/09/1973	Active	49	3	6	-3	-5.77%	50	6	1		3	R	SC	15	\$100.00
10533	GREENWOOD	11/09/1971	Active	12	0	0	0	0.00%	12		12				P,T,M,VP,SC	22	
10535	JUNCTION CITY	10/19/1966	Active	23	0	1	-1	-4.17%	24	55	3		7	N	M,SC	11	\$100.00
52014	KRONENWETTER	09/19/1991	Active	15	0	6	-6	-28.57%	21	5	3		5		T,M,VP,SC	7	\$120.00
Exc Award (06/30/2021)																	
39036	LAKE DUBAY L C	11/17/1980	Active	58	4	0	4	7.41%	52		2		2	R	M,SC	3	\$1,000.00
Exc Award (06/30/2023)																	






# Club Health Assessment for District 27 C1 through March 2025

			Status	Membership							Reports					Finance		LCIF
Club Number	Club Name	Charter Date		Current Member Count	YTD Members Added	YTD Members Dropped	YTD Net Growth	YTD Net Growth%	Member Count 12 Months Ago	Avg. length of service for dropped members	Months Since Last MMR ***	Yrs. Since Last Officer Report	President Rotation	Vice President Reported ****	Months Since Last Activity Report ***	Account Balance	Donations for current Fiscal Year	
			Number of times on status quo within last two years	If below 15 members appears				If net loss is greater than 20% appears			If no report in 3 months appears in	When more than one year appears in	Number of repeat terms		Notes the officers that do not have an active	If no report at 12 months appears in red		
10536	LAKE MASON L C	02/09/1973	Active	12	1	1	0	0.00%	12	12	1		9	R	T	2		
10537	LOYAL	10/15/1968	Active	21	0	4	-4	-16.00%	24	13	1				M,VP,SC	2		\$250.00
10538	MAINE	06/30/1958	Active	39	4	1	3	8.33%	37	23	0		2		M,VP,SC	24+		\$200.00
10539	MARATHON	10/06/1965	Active	18	0	0	0	0.00%	18		11		16	R	P,M,VP,SC	24+		
10540	MARSHFIELD	02/26/1931	Active	25	0	0	0	0.00%	24		1			IP	SC	0		\$500.00
10543	NEILLSVILLE	09/22/1964	Active	20	0	2	-2	-9.09%	22	5	4		2		M,VP,SC	24+		
10544	NEKOOSA	03/06/1951	Active	21	3	3	0	0.00%	19	3	2			N	SC	0		\$250.00
10567	OWEN-WITHEE	08/04/1954	Active	29	0	0	0	0.00%	29		16		2		M,VP,SC	24+		\$1,000.00
10546	PITTSVILLE	06/08/1955	Active	42	0	0	0	0.00%	40		9			N	M,VP,SC	24+		
Exc Award (06/30/2023)																		
10547	PLOVER WHITING L C	11/04/1965	Active(1)	5	0	0	0	0.00%	5		10		5		T,M,VP,SC	18		
10548	PORT EDWARDS	05/19/1965	Active	25	0	0	0	0.00%	22		1		10	R		14		
43344	RIB FALLS	01/19/1984	Active	20	0	0	0	0.00%	19		1				M,VP,SC	24+		
10549	RIB MOUNTAIN	10/08/1970	Active	31	1	7	-6	-16.22%	42	13	3		2		M,VP,SC	3		
10550	ROCHE A CRI L C	04/11/1972	Active	40	0	7	-7	-14.89%	45	4	0			N		2		\$390.00
10551	ROSHOLT	03/20/1946	Active	20	1	1	0	0.00%	20	14	3		2	R	M,SC	22		\$30.00
10553	ROZELLVILLE	06/08/1973	Active	25	0	0	0	0.00%	25		20		2		P,M,VP,SC	24+		
10554	RUDOLPH	04/27/1970	Active	11	0	1	-1	-8.33%	12	41	6		22		VP,SC	1		\$1,000.00
10555	SCHOFIELD	10/13/1950	Active	6	2	2	0	0.00%	6	18	2			IP	P,M	12	90+ Days	
10556	SPENCER	02/06/1941	Active	21	3	0	3	16.67%	24		2		3		M,VP,SC	3		
10559	STEVENS POINT EVENING	09/19/1969	Active	24	0	2	-2	-7.69%	26	1	2		6		P,M,VP,SC	24+		
10558	STEVENS POINT NOON	03/05/1926	Active	17	0	0	0	0.00%	18		6			N	VP,SC	11		\$765.00
34828	STEVENS POINT WISCONSIN RIVER	12/19/1977	Active	19	1	0	1	5.56%	18		8			R	M,SC	24+		
10560	STRATFORD	09/20/1939	Active	18	0	0	0	0.00%	18		11		18	N	P,SC	4		
10561	THORP	07/09/1931	Active	34	1	1	0	0.00%	35	14	0		2	R	P,T,M,VP,SC	7		



## Club Health Assessment for District 27 C1 through March 2025

				Status		Membership						Reports					Finance		LCIF	
Club Number	Club Name	Charter Date			Current Member Count	YTD Members Added	YTD Members Dropped	YTD Net Growth	YTD Net Growth%	Member Count 12 Months Ago	Avg. length of service for dropped members	Months Since Last MMR ***	Yrs. Since Last Officer Report	President Rotation	Vice President Reported ****	Months Since Last Activity Report ***	Account Balance	Donations for current Fiscal Year		
			Number of times on status quo within last two years		If below 15 members appears				If net loss is greater than 20% appears			If no report in 3 months appears in	When more than one year appears in	Number of repeat terms		Notes the officers that do not have an active	If no report at 12 months appears in red			
10523	TOMORROW RIVER	10/28/1948	Active		37	3	1	2	5.71%	35	60	0		2	M,VP,SC	24+				
10562	TOWN OF TEXAS	02/10/1959	Active		31	0	1	-1	-3.13%	32	44	1		3	N	M,SC	3	\$100.00		
10564	WAUSAU	04/19/1922	Active		5	0	2	-2	-28.57%	7	32	0				M,VP,SC	0	\$50.00		
10566	WISCONSIN RAPIDS	03/25/1946	Active		20	0	1	-1	-4.76%	21	9	6		2		M,VP,SC	16			
Exc Award (06/30/2017)																				
146222	Wisconsin Rapids Lioness	05/28/2021	Active		13	0	0	0	0.00%	13		9		5		M,VP,SC	0			
Current Total Clubs Count	YTD New Clubs Count	YTD Cancelled Clubs Count	YTD Net Club Gain	Current Total Members Count	YTD Add	YTD Drop	YTD Net Growth	YTD Net Growth %	Member Count 12 Months Ago	Average Member Count Per Club	% of Clubs with less than 20 members	% No MMR in 3 Months	% No Officer Report in 12 Months	% of Clubs with balance 90+ days	Number of Clubs in Status Quo	% Status Quo Clubs in Financial Suspension	Number of Cancelled Clubs	Average Cancelled Club Age	Members Lost Due to Cancellation	% of Clubs Cancelled for Non-Financial Reasons
51	0	0	0	1,343	42	68	-26	-1.90%	1,370	26	25%	51%	0%	4%	0	0%	0	0	0	0%

\* - P - Priority Club. Cancellation Reasons: 1-Objectives/conduct, 2-Non-active club, 5-Non-existing club, 6-Disbanding, 7-Merger, 8-Financial Suspension, 9-District/Multiple District Dues.

\*\* - Abbreviation: P-President, S-Secretary, T-Treasurer, M-Member Chairperson, VP-First Vice President, MC-Communications Chairperson, SC-Service Chairperson

\*\*\* - Abbreviation: N/R - Never reported using the Lions Clubs website, N/A - Not applicable, No password registered for the Lions Clubs website.

\*\*\*\* - Abbreviation: N - New, IP - Immediate Past, R - Repeat.



## Club Health Assessment for District 27 C2 through March 2025

			Status	Membership							Reports					Finance		LCIF
Club Number	Club Name	Charter Date		Current Member Count	YTD Members Added	YTD Members Dropped	YTD Net Growth	YTD Net Growth%	Member Count 12 Months Ago	Avg. length of service for dropped members	Months Since Last MMR ***	Yrs. Since Last Officer Report	President Rotation	Vice President Reported ****	Months Since Last Activity Report ***	Account Balance	Donations for current Fiscal Year	
			Number of times on status quo within last two years	If below 15 members appears				If net loss is greater than 20% appears			If no report in 3 months appears in	When more than one year appears in	Number of repeat terms	Notes the officers that do not have appears in an active	If no report at 12 months red			
Clubs more than two years old																		
44423	ASHLAND	12/26/1984	Active	19	0	0	0	0.00%	18		7		6	M,VP,SC	7		\$200.00	
Exc Award (06/30/2024)																		
10569	BOULDER JUNCTION	03/06/1972	Active	108	10	7	3	2.86%	105	19	0		2	R SC	8		\$6,090.00	
Exc Award (06/30/2018, 06/30/2023)																		
10570	BUTTERNUT	08/26/1958	Active	9	0	0	0	0.00%	9		13	1	None	P,S,T,M,VP SC	N/R	90+ Days		
10571	CABLE & AREA	10/05/1965	Active	47	2	2	0	0.00%	47	5	0			VP,SC	0		\$750.00	
10572	CATAWBA KENNAN L C	04/13/1966	Active	14	0	1	-1	-6.67%	15	11	5		2	R M,VP,SC	9		\$890.00	
10592	CONOVER	10/06/1949	Active	26	2	5	-3	-10.34%	29	19	0		7	R M,SC	11			
10573	EAGLE RIVER	04/13/1949	Active	46	4	1	3	6.98%	46	28	0			N M,SC	24+			
10575	FIFIELD	11/02/1965	Active	14	3	0	3	27.27%	9		3		2	R SC	11			
10576	GILMAN	05/29/1951	Active	19	0	5	-5	-20.83%	24	24	4			N P,T,M,VP,SC	4			
44826	GLEASON & AREA	04/05/1985	Active	38	5	15	-10	-20.83%	48	7	0		2	R M,SC	1		\$120.00	
Exc Award (06/30/2023)																		
10577	GLIDDEN	01/28/1954	Active	13	0	4	-4	-23.53%	17	6	6		4	N M,VP,SC	2			
10578	HAZELHURST	11/09/1966	Active	23	0	1	-1	-4.17%	24	16	2		3	M,VP,SC	11		\$1,000.00	
10579	HURLEY	09/24/1952	Active(2)	19	5	4	1	5.56%	18	6	0			M,VP,SC	0			
10580	IRON RIVER	01/15/1963	Active	65	7	0	7	12.07%	57		0		2	M,VP	0	90+ Days	\$130.00	
Exc Award (06/30/2023)																		
34515	JUMP RIVER	10/27/1977	Active	31	4	3	1	3.33%	31	26	3			N P,M,SC	11		\$300.00	
10582	LAKE TOMAHAWK	10/18/1967	Active	42	0	0	0	0.00%	42		0			R VP,SC	11		\$1,050.00	
10584	MANITOWISH WATERS	02/25/1971	Active	78	7	7	0	0.00%	78	26	0		4	R M,SC	11		\$1,750.00	
10585	MEDFORD	01/31/1951	Active	38	4	2	2	5.56%	35	8	0			VP,SC	10		\$800.00	
Exc Award (06/30/2023)																		
10586	MELLEN	08/22/1950	Active	15	1	3	-2	-11.76%	17	9	0			IP M,SC	3		\$160.00	
Exc Award (06/30/2022, 06/30/2023)																		
10587	MERCER	09/07/1950	Active	47	5	0	5	11.90%	42		0		2	M,VP,SC	0		\$2,375.00	




# Club Health Assessment for District 27 C2 through March 2025

			Status	Membership							Reports					Finance	LCIF
Club Number	Club Name	Charter Date		Current Member Count	YTD Members Added	YTD Members Dropped	YTD Net Growth	YTD Net Growth%	Member Count 12 Months Ago	Avg. length of service for dropped members	Months Since Last MMR ***	Yrs. Since Last Officer Report	President Rotation	Vice President Reported ****	Months Since Last Activity Report ***	Account Balance	Donations for current Fiscal Year
			Number of times on status quo within last two years	If below 15 members appears				If net loss is greater than 20% appears			If no report in 3 months appears in	When more than one year appears in	Number of repeat terms	Notes the officers that do not have an active	If no report at 12 months appears in red		
Exc Award (06/30/2023, 06/30/2024)																	
10588	MERRILL	02/25/1927	Active	72	2	1	1	1.41%	74	61	0			N	SC	0	\$1,010.00
10589	MINOCQUA	02/14/1946	Active	102	6	4	2	2.00%	98	15	0		2		M,VP,SC	23	\$500.00
10591	PARK FALLS	10/19/1937	Active	40	2	0	2	5.26%	39		1			N	M,SC	11	90+ Days
40420	PHELPS LAND O LAKES	10/19/1981	Active	19	1	0	1	5.56%	12		6		3	R	SC	11	\$260.00
Exc Award (06/30/2024)																	
10593	PHILLIPS	04/11/1962	Active	28	0	3	-3	-9.68%	31	9	0				M,VP,SC	2	\$100.00
143602	Plum Lake Lions	11/23/2020	Active	46	5	5	0	0.00%	46	3	2		2		VP	5	\$250.00
Exc Award (06/30/2024)																	
10594	PRENTICE	02/25/1959	Active	15	3	1	2	15.38%	13	2	3		None		P,T,M,VP,SC	23	90+ Days
10595	PRESQUE ISLE	06/08/1973	Active	27	4	0	4	17.39%	27		2		3	R	M,SC	11	\$400.00
10596	RHINELANDER	08/19/1940	Active	40	1	3	-2	-4.76%	43	19	3				M,VP,SC	1	\$1,065.00
10597	RIB LAKE	04/14/1966	Active	22	0	2	-2	-8.33%	24	3	7		None	R	P,M,SC	11	\$250.00
10599	SAYNER STAR LAKE	09/19/1960	Active	26	0	0	0	0.00%	26		8			R		6	\$1,570.00
Exc Award (06/30/2023)																	
10600	SOUTH SHORE	09/11/1950	Active	29	1	1	0	0.00%	29	11	3			R	M,SC	0	\$1,020.00
Exc Award (06/30/2023)																	
10598	ST GERMAIN	03/17/1952	Active	38	0	2	-2	-5.00%	40	9	0		None	N	P,M,SC	11	
143732	St Germain Northwoods	12/02/2020	Active	23	3	2	1	4.55%	22	3	3			N	SC	21	\$3,000.00
10601	SUGAR CAMP	02/21/1967	Active	18	2	1	1	5.88%	17	0	0		13	N	M,SC	24+	\$220.00
10602	THREE LAKES	03/18/1952	Active	39	1	4	-3	-7.14%	39	8	0			N		1	\$1,030.00
Exc Award (06/30/2018, 06/30/2024)																	
10603	TOMAHAWK	01/29/1946	Active	37	3	3	0	0.00%	37	2	5			N	VP,SC	6	\$10.00
10605	WASHBURN	10/23/1939	Active	24	1	0	1	4.35%	22		5		2	R		2	\$1,100.00
Exc Award (06/30/2024)																	
34001	WHITTLESEY	06/03/1977	Active	53	0	3	-3	-5.36%	57	24	3			R	M,VP,SC	1	\$770.00
Exc Award (06/30/2023, 06/30/2024)																	



## Club Health Assessment for District 27 C2 through March 2025

				Status		Membership						Reports					Finance		LCIF	
Club Number	Club Name	Charter Date				Current Member Count	YTD Members Added	YTD Members Dropped	YTD Net Growth	YTD Net Growth%	Member Count 12 Months Ago	Avg. length of service for dropped members	Months Since Last MMR ***	Yrs. Since Last Officer Report	President Rotation	Vice President Reported ****	Months Since Last Activity Report ***	Account Balance	Donations for current Fiscal Year	
			Number of times on status quo within last two years		If below 15 members appears					If net loss is greater than 20% appears			If no report in 3 months appears in	When more than one year appears in	Number of repeat terms		Notes the officers that do not have an active	If no report at 12 months appears in red		
10606	WINCHESTER	10/20/1970	Active			41	8	4	4	10.81%	40	4	4		2	N	M,SC	11		\$105.00
Current Total Clubs Count	YTD New Clubs Count	YTD Cancelled Clubs Count	YTD Net Club Gain	Current Total Members Count	YTD Add	YTD Drop	YTD Net Growth	YTD Net Growth %	Member Count 12 Months Ago	Average Member Count Per Club	% of Clubs with less than 20 members	% No MMR in 3 Months	% No Officer Report in 12 Months	% of Clubs with balance 90+ days	Number of Clubs in Status Quo	% Status Quo Clubs in Financial Suspension	Number of Cancelled Clubs	Average Cancelled Club Age	Members Lost Due to Cancellation	% of Clubs Cancelled for Non-Financial Reasons
40	0	0	0	1,450	102	99	3	0.21%	1,447	36	28%	45%	3%	10%	0	0%	0	0	0	0%

\* - P - Priority Club. Cancellation Reasons: 1-Objectives/conduct, 2-Non-active club, 5-Non-existing club, 6-Disbanding, 7-Merger, 8-Financial Suspension, 9-District/Multiple District Dues.

\*\* - Abbreviation: P-President, S-Secretary, T-Treasurer, M-Member Chairperson, VP-First Vice President, MC-Communications Chairperson, SC-Service Chairperson

\*\*\* - Abbreviation: N/R - Never reported using the Lions Clubs website, N/A - Not applicable, No password registered for the Lions Clubs website.

\*\*\*\* - Abbreviation: N - New, IP - Immediate Past, R - Repeat.




# Club Health Assessment for District 27 D1 through March 2025

Club Number	Club Name	Charter Date	Status	Membership							Reports					Finance	LCIF
				Current Member Count	YTD Members Added	YTD Members Dropped	YTD Net Growth	YTD Net Growth%	Member Count 12 Months Ago	Avg. length of service for dropped members	Months Since Last MMR ***	Yrs. Since Last Officer Report	President Rotation	Vice President Reported ****	Months Since Last Activity Report ***	Account Balance	Donations for current Fiscal Year
			Number of times on status quo within last two years	If below 15 members appears				If net loss is greater than 20% appears			If no report in 3 months appears in	When more than one year appears in	Number of repeat terms	Notes the officers that do not have an active	If no report at 12 months red		
<b>Clubs more than two years old</b>																	
10607	ALBANY	02/08/1968	Active	62	0	6	-6	-8.82%	67	8	0		2	R	SC	0	\$1,000.00
	Exc Award (06/30/2016, 06/30/2018)																
10609	ARGYLE	08/26/1957	Active	21	0	0	0	0.00%	23		8		9		T,M,VP,SC	12	
10608	ARLINGTON	06/08/1973	Active	23	5	1	4	21.05%	19	25	0		3	R	M,SC	0	
10611	BELMONT	02/09/1955	Active	32	0	0	0	0.00%	32		11		2	R	M,SC	24+	\$500.00
	Exc Award (06/30/2016)																
31019	BELOIT EVENING	06/30/1975	Active	85	0	2	-2	-2.30%	81	32	0		2	R		1	\$1,100.00
	Exc Award (06/30/2017, 06/30/2018)																
54011	BOSCOBEL & AREA LC	01/26/1993	Active	16	0	1	-1	-5.88%	18	9	2		4		VP,SC	4	\$250.00
	Exc Award (06/30/2016, 06/30/2017, 06/30/2020)																
10614	BRODHEAD	08/27/1957	Active	38	0	1	-1	-2.56%	39	1	5			N	M,SC	24+	90+ Days \$1,000.00
	Exc Award (06/30/2016)																
29109	CASSVILLE	04/09/1974	Active	15	1	4	-3	-16.67%	21	12	2		2	R	SC	3	
10617	COBB	09/26/1951	Active	15	1	0	1	7.14%	15		7			N	P,T,M,SC	24+	\$145.00
	Exc Award (06/30/2020)																
29110	COTTAGE GROVE	04/10/1974	Active	53	2	1	1	1.92%	52	7	0		2	N	SC	0	\$1,500.00
	Exc Award (06/30/2021)																
36106	CROSS PLAINS	10/25/1978	Active	98	2	5	-3	-2.97%	104	16	2				VP	3	\$700.00
	Exc Award (06/30/2019, 06/30/2020, 06/30/2024)																
10619	CUBA CITY	05/24/1962	Active	74	1	1	0	0.00%	73	37	4		2	R	SC	3	\$1,050.00
	Exc Award (06/30/2018, 06/30/2020, 06/30/2024)																
146511	Cuba City Lioness	06/14/2021	Active	35	0	3	-3	-7.89%	43	2	4			N	SC	3	\$175.00
43144	DARLINGTON	11/02/1983	Active	21	4	0	4	23.53%	18		5			N		8	\$300.00
	Exc Award (06/30/2018)																
10621	DE FOREST WINDSOR	05/31/1956	Active	38	0	3	-3	-7.32%	40	5	1		2	N		3	\$270.00
	Exc Award (06/30/2017, 06/30/2024)																
10620	DEERFIELD	06/02/1942	Active	51	3	2	1	2.00%	43	14	0		3	N		1	\$130.00



# Club Health Assessment for District 27 D1 through March 2025

			Status	Membership							Reports					Finance		LCIF
Club Number	Club Name	Charter Date		Current Member Count	YTD Members Added	YTD Members Dropped	YTD Net Growth	YTD Net Growth%	Member Count 12 Months Ago	Avg. length of service for dropped members	Months Since Last MMR ***	Yrs. Since Last Officer Report	President Rotation	Vice President Reported ****	Months Since Last Activity Report ***	Account Balance	Donations for current Fiscal Year	
			Number of times on status quo within last two years	If below 15 members appears				If net loss is greater than 20% appears			If no report in 3 months appears in	When more than one year appears in	Number of repeat terms	Notes the officers that do not have an active	If no report at 12 months red			
Exc Award (06/30/2016, 06/30/2019, 06/30/20																		
31698	DICKEYVILLE-KIELER L C	02/12/1976	Active	31	0	0	0	0.00%	31		7		2	M,VP,SC	24+			
10622	DODGEVILLE INC	01/14/1972	Active	35	3	9	-6	-14.63%	44	11	2			N	21	90+ Days	\$5,620.00	
Exc Award (06/30/2017, 06/30/2018, 06/30/20																		
10623	EDGERTON	11/12/1940	Active	59	4	7	-3	-4.84%	63	7	1		2	VP,SC	0	90+ Days	\$180.00	
Exc Award (06/30/2018, 06/30/2021, 06/30/20																		
10625	EVANSVILLE	12/21/1925	Active	26	0	3	-3	-10.34%	30	11	4		8	VP,SC	24+		\$500.00	
Exc Award (06/30/2018, 06/30/2019)																		
10626	FENNIMORE	03/28/1962	Active	9	0	0	0	0.00%	9		8		4	M,VP,SC	21			
Exc Award (06/30/2021)																		
43345	FITCHBURG	01/20/1984	Active	16	1	3	-2	-11.11%	18	3	3		2	R M,SC	9		\$100.00	
Exc Award (06/30/2017)																		
10628	HAZEL GREEN	02/20/1968	Active	9	0	0	0	0.00%	9		9		3	M,VP,SC	17	90+ Days	\$50.00	
Exc Award (06/30/2016)																		
10629	HIGHLAND	10/01/1946	Active	41	1	0	1	2.50%	41		1			N SC	9		\$250.00	
Exc Award (06/30/2016, 06/30/2017, 06/30/20																		
59630	IOWA-GRANT L C	05/23/1997	Active	15	1	0	1	7.14%	14		5			M,VP,SC	2	90+ Days		
10631	JANESVILLE	05/26/1922	Active	43	3	4	-1	-2.27%	36	3	0			N M	0			
Exc Award (06/30/2016, 06/30/2017, 06/30/20																		
44524	LAKE WISCONSIN	01/22/1985	Active	34	0	2	-2	-5.56%	34	6	2		2	R SC	0		\$2,110.00	
Exc Award (06/30/2017, 06/30/2018, 06/30/20																		
10637	LANCASTER	06/04/1971	Active	44	1	2	-1	-2.22%	47	20	0			N	0	90+ Days		
Exc Award (06/30/2016, 06/30/2017, 06/30/20																		
10640	MADISON CENTRAL	05/04/1922	Active	25	1	0	1	4.17%	25		4		2	M,VP,SC	23		\$710.00	
Exc Award (06/30/2016, 06/30/2018)																		
51825	MADISON EVENING	06/30/1991	Active	10	0	0	0	0.00%	10		5		2	R SC	6			
Exc Award (06/30/2021)																		
146599	Madison Monona Lioness	06/09/2021	Active	17	0	0	0	0.00%	18		8			VP	1		\$60.00	
Exc Award (06/30/2023)																		



# Club Health Assessment for District 27 D1 through March 2025

			Status	Membership							Reports					Finance	LCIF	
Club Number	Club Name	Charter Date		Current Member Count	YTD Members Added	YTD Members Dropped	YTD Net Growth	YTD Net Growth%	Member Count 12 Months Ago	Avg. length of service for dropped members	Months Since Last MMR ***	Yrs. Since Last Officer Report	President Rotation	Vice President Reported ****	Months Since Last Activity Report ***	Account Balance	Donations for current Fiscal Year	
			Number of times on status quo within last two years	If below 15 members appears					If net loss is greater than 20% appears		If no report in 3 months appears in	When more than one year appears in	Number of repeat terms	Notes the officers that do not have an active	If no report at 12 months appears in red			
10641	MADISON WEST	01/29/1964	Active	28	0	2	-2	-6.67%	30	8	3		2	N	SC	0		\$1,000.00
Exc Award (06/30/2018, 06/30/2023)																		
36446	MARSHALL	01/03/1979	Active	82	5	1	4	5.13%	80	18	2			N	SC	0		\$100.00
Exc Award (06/30/2016, 06/30/2017, 06/30/20																		
10644	MAZOMANIE	03/20/1950	Active	42	2	1	1	2.44%	44	25	3			N	M,SC	0		
Exc Award (06/30/2020)																		
10642	MC FARLAND	12/12/1962	Active	57	3	3	0	0.00%	58	9	2			N		0		\$4,085.00
Exc Award (06/30/2016, 06/30/2017, 06/30/20																		
146142	McFarland Lioness	06/01/2021	Active	39	5	0	5	14.71%	34		2			N		0		\$500.00
Exc Award (06/30/2024)																		
46139	MIDDLETON	05/05/1986	Active	13	1	4	-3	-18.75%	16	18	1		2	R	M,SC	0		
121783	Milton	04/03/2014	Active	13	0	0	0	0.00%	14		6		4	N	M,SC	7		
41972	MINERAL POINT	11/12/1982	Active	48	1	2	-1	-2.04%	49	7	0		2		P,VP,SC	24+		\$10.00
Exc Award (06/30/2020)																		
10646	MONROE	06/11/1951	Active(1)	82	9	23	-14	-14.58%	96	16	0			N	M,SC	22		\$500.00
Exc Award (06/30/2017, 06/30/2019)																		
36107	MONTICELLO	10/30/1978	Active	54	1	5	-4	-6.90%	54	3	0			N		9		
Exc Award (06/30/2016, 06/30/2018, 06/30/20																		
10647	MOUNT HOREB	08/28/1957	Active	15	1	2	-1	-6.25%	16	29	3		2	R		3		\$250.00
Exc Award (06/30/2016, 06/30/2017, 06/30/20																		
10649	MUSCODA	04/27/1966	Active	50	1	3	-2	-3.85%	52	20	0		3	R		0		
Exc Award (06/30/2016, 06/30/2020, 06/30/20																		
10651	NEW GLARUS	08/18/1941	Active	35	2	2	0	0.00%	38	9	5			N		1		\$1,100.00
Exc Award (06/30/2016, 06/30/2018, 06/30/20																		
38585	OREGON-BROOKLYN L C	06/11/1980	Active	21	1	3	-2	-8.70%	20	12	5		2	R	SC	0		\$80.00
Exc Award (06/30/2017, 06/30/2018, 06/30/20																		
124548	Orfordville	04/07/2015	Active	9	0	0	0	0.00%	9		0		6	R	M,SC	20	90+ Days	
33312	PARDEEVILLE	02/18/1977	Active	57	8	4	4	7.55%	56	11	0			R		0		
Exc Award (06/30/2016, 06/30/2017, 06/30/20																		





# Club Health Assessment for District 27 D1 through March 2025

			Status	Membership							Reports					Finance		LCIF
Club Number	Club Name	Charter Date		Current Member Count	YTD Members Added	YTD Members Dropped	YTD Net Growth	YTD Net Growth%	Member Count 12 Months Ago	Avg. length of service for dropped members	Months Since Last MMR ***	Yrs. Since Last Officer Report	President Rotation	Vice President Reported ****	Months Since Last Activity Report ***	Account Balance	Donations for current Fiscal Year	
			Number of times on status quo within last two years	If below 15 members appears					If net loss is greater than 20% appears			If no report in 3 months appears in	When more than one year appears in	Number of repeat terms	Notes the officers that do not have an active	If no report at 12 months appears in red		
41164	PLATTEVILLE	04/19/1982	Active	8	0	0	0	0.00%	8				3	R	VP,SC	24+		
Exc Award (06/30/2016)																		
10656	PORTAGE	10/10/1968	Active	12	1	6	-5	-29.41%	18	7				R	SC	1		\$100.00
Exc Award (06/30/2016, 06/30/2018, 06/30/20)																		
46701	POTOSI TENNYSON	12/17/1986	Active	38	2	0	2	5.56%	35				6	N	SC	11		\$390.00
Exc Award (06/30/2016, 06/30/2017, 06/30/20)																		
10660	SHULLSBURG	01/06/1947	Active	32	2	1	1	3.23%	31	2				N	M,SC	24+		
Exc Award (06/30/2018)																		
10665	STOUGHTON	12/21/1923	Active	44	6	4	2	4.76%	44	9	4		2	R	VP	2		\$3,010.00
Exc Award (06/30/2016, 06/30/2020, 06/30/20)																		
10666	SUN PRAIRIE	09/26/1933	Active	81	10	8	2	2.53%	79	13				N	SC	0		\$1,550.00
Exc Award (06/30/2019)																		
89193	U W MADISON CAMPUS	08/30/2005	Active	5	5	3	2	66.67%	3	4				N	M	24+		
Exc Award (06/30/2016)																		
46821	VERONA	01/05/1987	Active	29	1	1	0	0.00%	29	10			2	R		0		\$400.00
Exc Award (06/30/2016, 06/30/2017, 06/30/20)																		
38586	WAUNAKEE INC	06/29/1980	Active	39	1	3	-2	-4.88%	47	27			2	R	SC	2		\$1,000.00
Exc Award (06/30/2016, 06/30/2017, 06/30/20)																		
10671	WEST GRANT	10/10/1963	Active	20	0	4	-4	-16.67%	24	21	4			N	SC	0		

Clubs Cancelled Previous Fiscal Year – Clubs Cancelled within last 12 months may be reinstated

Club Number	Club Name	Charter Date	Current Status*	Cancellation Date
10612	BELOIT NOON	11/23/1923	Cancelled(6*)	12/29/2023

Current Total Clubs Count	YTD New Clubs Count	YTD Cancelled Clubs Count	YTD Net Club Gain	Current Total Members Count	YTD Add	YTD Drop	YTD Net Growth	YTD Net Growth %	Member Count 12 Months Ago	Average Member Count Per Club	% of Clubs with less than 20 members	% No MMR in 3 Months	% No Officer Report in 12 Months	% of Clubs with balance 90+ days	Number of Clubs in Status Quo	% Status Quo Clubs in Financial Suspension	Number of Cancelled Clubs	Average Cancelled Club Age	Members Lost Due to Cancellation	% of Clubs Cancelled for Non-Financial Reasons
57	0	0	0	2,044	102	145	-43	-2.06%	2,101	36	28%	42%	0%	12%	0	0%	0	0	0	0%



# Club Health Assessment for District 27 D1 through March 2025

			Status	Membership							Reports					Finance	LCIF
Club Number	Club Name	Charter Date		Current Member Count	YTD Members Added	YTD Members Dropped	YTD Net Growth	YTD Net Growth%	Member Count 12 Months Ago	Avg. length of service for dropped members	Months Since Last MMR ***	Yrs. Since Last Officer Report	President Rotation	Vice President Reported ****	Months Since Last Activity Report ***	Account Balance	Donations for current Fiscal Year
			Number of times on status quo within last two years	If below 15 members appears				If net loss is greater than 20% appears			If no report in 3 months appears in	When more than one year appears in	Number of repeat terms	Notes the officers that do not have an active	If no report at 12 months appears in red		

\* - P - Priority Club. Cancellation Reasons: 1-Objectives/conduct, 2-Non-active club, 5-Non-existing club, 6-Disbanding, 7-Merger, 8-Financial Suspension, 9-District/Multiple District Dues.

\*\* - Abbreviation: P-President, S-Secretary, T-Treasurer, M-Member Chairperson, VP-First Vice President, MC-Communications Chairperson, SC-Service Chairperson

\*\*\* - Abbreviation: N/R - Never reported using the Lions Clubs website, N/A - Not applicable, No password registered for the Lions Clubs website.

\*\*\*\* - Abbreviation: N - New, IP - Immediate Past, R - Repeat.



# Club Health Assessment for District 27 D2 through March 2025

			Status	Membership						Reports					Finance	LCIF	
Club Number	Club Name	Charter Date		Current Member Count	YTD Members Added	YTD Members Dropped	YTD Net Growth	YTD Net Growth%	Member Count 12 Months Ago	Avg. length of service for dropped members	Months Since Last MMR ***	Yrs. Since Last Officer Report	President Rotation	Vice President Reported ****	Months Since Last Activity Report ***	Account Balance	Donations for current Fiscal Year
			Number of times on status quo within last two years	If below 15 members appears				If net loss is greater than 20% appears			If no report in 3 months appears in	When more than one year appears in	Number of repeat terms	Notes the officers that do not have an active	If no report at 12 months appears in red		
Clubs less than two years old																	
155305	Buena Vista	08/14/2023	Active	25	1	0	1	4.17%	37		7		2	N	6		
Clubs more than two years old																	
34829	BANGOR	12/28/1977	Active	77	4	0	4	5.48%	82		0			N	T,SC	2	\$2,000.00
Exc Award (06/30/2019)																	
10610	BARABOO	08/03/1942	Active	33	2	0	2	6.45%	32		0		2	R	SC	9	\$800.00
51176	BARRE CO-ED	01/04/1991	Active	32	3	0	3	10.34%	28		0		12		M,VP,SC	0	\$250.00
Exc Award (06/30/2022)																	
34944	BOAZ	01/23/1978	Active	18	3	1	2	12.50%	16	3	2		4	R	M,VP,SC	14	\$150.00
Exc Award (06/30/2022, 06/30/2023)																	
53073	BRICE PRAIRIE	05/07/1992	Active(1)	16	5	2	3	23.08%	13	7	0		3		M,VP,SC	24+	90+ Days
10615	CAMP DOUGLAS	05/26/1972	Active	21	0	1	-1	-4.55%	22	6	0		2	R	M,VP	24+	
10616	CASHTON	01/05/1949	Active	23	4	1	3	15.00%	20	9	1		14	R	P,M,SC	24+	
10618	COON VALLEY	03/14/1960	Active	54	0	1	-1	-1.82%	56	56	6			N	T,VP,SC	1	
Exc Award (06/30/2022)																	
51826	DE SOTO AREA	06/19/1991	Active	21	2	2	0	0.00%	20	3	5		4	N	SC	2	
Exc Award (06/30/2022, 06/30/2024)																	
10624	ELROY	03/14/1952	Active	30	0	2	-2	-6.25%	32	6	5			N	M,SC	5	
Exc Award (06/30/2022)																	
29456	FRENCH ISLAND	06/25/1974	Active	9	0	0	0	0.00%	9		12			N	P,T,M,VP,SC	24+	\$10.00
10627	GAYS MILLS	06/16/1959	Active	19	0	7	-7	-26.92%	26	5	4		3	N	M,SC	24+	\$20.00
Exc Award (06/30/2022)																	
35543	GENOA	05/09/1978	Active	15	0	1	-1	-6.25%	16	5	0		10		VP,SC	24+	\$333.00
Exc Award (06/30/2020)																	
45674	HILLSBORO	01/31/1986	Active	53	2	9	-7	-11.67%	60	5	1			N	SC	2	\$35.00
Exc Award (06/30/2016, 06/30/2022)																	
10630	HOLMEN	02/29/1960	Active	28	4	0	4	16.67%	25		8	1	None		P,S,T,M,VP SC	24+	\$1,000.00
45675	ITHACA	01/08/1986	Active	31	1	1	0	0.00%	31	5	2		None	R	P,M,SC	13	\$595.00



# Club Health Assessment for District 27 D2 through March 2025

Club Number	Club Name	Charter Date	Status	Membership							Reports					Finance	LCIF
				Current Member Count	YTD Members Added	YTD Members Dropped	YTD Net Growth	YTD Net Growth%	Member Count 12 Months Ago	Avg. length of service for dropped members	Months Since Last MMR ***	Yrs. Since Last Officer Report	President Rotation	Vice President Reported ****	Months Since Last Activity Report ***	Account Balance	Donations for current Fiscal Year
			Number of times on status quo within last two years	If below 15 members appears				If net loss is greater than 20% appears			If no report in 3 months appears in	When more than one year appears in	Number of repeat terms	Notes the officers that do not have an active	If no report at 12 months appears in red		
10632	KENDALL	10/14/1948	Active	28	1	3	-2	-6.67%	31	14	6			R	M,SC	11	\$550.00
10633	LA CROSSE	11/20/1952	Active	54	3	18	-15	-21.74%	71	5	2			N	SC	2	\$1,020.00
	Exc Award (06/30/2018, 06/30/2022, 06/30/20																
10635	LA FARGE	02/13/1973	Active	40	1	4	-3	-6.98%	43	20	1			N	M,SC	11	\$280.00
	Exc Award (06/30/2021, 06/30/2022)																
10636	LAKE DELTON	05/21/1951	Active	11	0	0	0	0.00%	17		2		7	R	M,VP	3	\$165.00
	Exc Award (06/30/2021)																
10643	MAUSTON	03/12/1968	Active	47	13	4	9	23.68%	35	9	0		9	R	T,SC	0	\$1,550.00
	Exc Award (06/30/2022, 06/30/2023, 06/30/20																
10645	MINDORO	05/28/1968	Active	43	0	6	-6	-12.24%	49	6	6		None		P,T,VP,SC	17	\$120.00
	Exc Award (06/30/2022, 06/30/2023, 06/30/20																
37039	MORMON COULEE L C	05/04/1979	Active	31	3	4	-1	-3.13%	34	4	0			N	M,SC	11	\$300.00
	Exc Award (06/30/2020, 06/30/2022)																
10650	NECEDAH	10/26/1972	Active	26	2	1	1	4.00%	24	3	6		2	N	M,SC	3	\$500.00
	Exc Award (06/30/2022)																
10652	NEW LISBON	11/16/1959	Active	45	1	0	1	2.27%	42		1		3		T,VP,SC	6	\$120.00
	Exc Award (06/30/2022, 06/30/2024)																
38287	NORTH BEND	04/23/1980	Active	15	1	1	0	0.00%	16	7	0				VP	11	\$25.00
10653	NORWALK	01/08/1952	Active	34	0	1	-1	-2.86%	37	4	5			N	P,T,M,SC	N/R	
10654	ONALASKA	05/29/1952	Active	19	4	2	2	11.76%	17	0	1		2	R	SC	19	\$260.00
	Exc Award (06/30/2022)																
10655	PLAIN	06/20/1950	Active	45	4	1	3	7.14%	42	36	2				M,VP,SC	5	\$50.00
42534	PRAIRIE DU CHIEN	04/14/1983	Active	13	0	0	0	0.00%	12		1		6	R	M,VP	16	\$150.00
	Exc Award (06/30/2022)																
10658	REEDSBURG	04/23/1951	Active	65	1	3	-2	-2.99%	70	12	3		7		M,VP,SC	4	
10659	RICHLAND CENTER	09/14/1942	Active	15	0	1	-1	-6.25%	17	43	7			N	SC	1	\$750.00
	Exc Award (06/30/2018, 06/30/2021)																
10657	SAUK PRAIRIE L C	03/25/1947	Active	27	0	3	-3	-10.00%	30	4	1		2		M,VP,SC	19	\$1,000.00



## Club Health Assessment for District 27 D2 through March 2025

			Status	Membership							Reports					Finance		LCIF
Club Number	Club Name	Charter Date		Current Member Count	YTD Members Added	YTD Members Dropped	YTD Net Growth	YTD Net Growth%	Member Count 12 Months Ago	Avg. length of service for dropped members	Months Since Last MMR ***	Yrs. Since Last Officer Report	President Rotation	Vice President Reported ****	Months Since Last Activity Report ***	Account Balance	Donations for current Fiscal Year	
			Number of times on status quo within last two years	If below 15 members appears				If net loss is greater than 20% appears			If no report in 3 months appears in	When more than one year appears in	Number of repeat terms	Notes the officers that do not have an active	If no report at 12 months appears in red			
Exc Award (06/30/2022, 06/30/2023)																		
47287	SENECA	04/30/1987	Active	13	0	0	0	0.00%	13		7		2	M,VP,SC	0		\$200.00	
Exc Award (06/30/2022, 06/30/2023)																		
10661	SOLDIERS GROVE	11/20/1951	Active	9	1	1	0	0.00%	9	1	0		7	R SC	0		\$540.00	
10662	SPARTA	10/19/1961	Active	47	6	3	3	6.82%	43	1	1			N SC	3		\$1,585.00	
Exc Award (06/30/2024)																		
10663	SPRING GREEN	11/28/1949	Active	55	2	2	0	0.00%	55	28	1			N SC	5		\$300.00	
Exc Award (06/30/2023, 06/30/2024)																		
33662	ST JOSEPH'S RIDGE L C	04/30/1977	Active	101	8	5	3	3.06%	95	10	1			N	1		\$200.00	
Exc Award (06/30/2018, 06/30/2021, 06/30/2022)																		
10664	STODDARD	02/24/1970	Active	39	10	4	6	18.18%	33	5	0		3	N M,SC	11		\$15.00	
Exc Award (06/30/2021, 06/30/2022, 06/30/2023)																		
10667	TOMAH	02/17/1930	Active	54	6	5	1	1.89%	54	41	0			N SC	0		\$360.00	
Exc Award (06/30/2019, 06/30/2022)																		
10669	VIROQUA	10/30/1947	Active	61	10	7	3	5.17%	57	4	0			N	1		\$1,145.00	
Exc Award (06/30/2022)																		
44827	WARRENS	04/29/1985	Active	23	0	0	0	0.00%	23		7			M,VP,SC	6		\$220.00	
Exc Award (06/30/2022)																		
43866	WAUZEKA	05/18/1984	Active	19	0	0	0	0.00%	19		4		2	M,VP,SC	24+			
Exc Award (06/30/2022)																		
10672	WEST SALEM	10/13/1948	Active	55	6	4	2	3.77%	54	13	1		2	N SC	1		\$2,110.00	
Exc Award (06/30/2022)																		
10670	WESTBY	09/01/1959	Active	7	0	11	-11	-61.11%	18	10	0		4	M,VP,SC	1			
Exc Award (06/30/2022)																		
123231	Wonewoc Area	10/16/2014	Active	34	8	1	7	25.93%	27	1	3			IP M,SC	0		\$10.00	
Exc Award (06/30/2024)																		



## Club Health Assessment for District 27 D2 through March 2025

				Status				Membership						Reports				Finance		LCIF
Club Number	Club Name	Charter Date			Current Member Count	YTD Members Added	YTD Members Dropped	YTD Net Growth	YTD Net Growth%	Member Count 12 Months Ago	Avg. length of service for dropped members	Months Since Last MMR ***	Yrs. Since Last Officer Report	President Rotation	Vice President Reported ****	Months Since Last Activity Report ***	Account Balance	Donations for current Fiscal Year		
					Number of times on status quo within last two years		If below 15 members appears		If net loss is greater than 20% appears			If no report in 3 months appears in	When more than one year appears in	Number of repeat terms	Notes the officers that do not have an active	If no report at 12 months appears in red				
Current Total Clubs Count	YTD New Clubs Count	YTD Cancelled Clubs Count	YTD Net Club Gain	Current Total Members Count	YTD Add	YTD Drop	YTD Net Growth	YTD Net Growth %	Member Count 12 Months Ago	Average Member Count Per Club	% of Clubs with less than 20 members	% No MMR in 3 Months	% No Officer Report in 12 Months	% of Clubs with balance 90+ days	Number of Clubs in Status Quo	% Status Quo Clubs in Financial Suspension	Number of Cancelled Clubs	Average Cancelled Club Age	Members Lost Due to Cancellation	% of Clubs Cancelled for Non-Financial Reasons
47	0	0	0	1,580	122	123	-1	-0.06%	1,612	34	30%	36%	2%	2%	0	0%	0	0	0	0%

\* - P - Priority Club. Cancellation Reasons: 1-Objectives/conduct, 2-Non-active club, 5-Non-existing club, 6-Disbanding, 7-Merger, 8-Financial Suspension, 9-District/Multiple District Dues.

\*\* - Abbreviation: P-President, S-Secretary, T-Treasurer, M-Member Chairperson, VP-First Vice President, MC-Communications Chairperson, SC-Service Chairperson

\*\*\* - Abbreviation: N/R - Never reported using the Lions Clubs website, N/A - Not applicable, No password registered for the Lions Clubs website.

\*\*\*\* - Abbreviation: N - New, IP - Immediate Past, R - Repeat.



# Club Health Assessment for District 27 E1 through March 2025

			Status	Membership							Reports					Finance		LCIF
Club Number	Club Name	Charter Date		Current Member Count	YTD Members Added	YTD Members Dropped	YTD Net Growth	YTD Net Growth%	Member Count 12 Months Ago	Avg. length of service for dropped members	Months Since Last MMR ***	Yrs. Since Last Officer Report	President Rotation	Vice President Reported ****	Months Since Last Activity Report ***	Account Balance	Donations for current Fiscal Year	
			Number of times on status quo within last two years	If below 15 members appears					If net loss is greater than 20% appears			If no report in 3 months appears in	When more than one year appears in	Number of repeat terms	Notes the officers that do not have an active	If no report at 12 months appears in red		
Clubs more than two years old																		
38899	AMERY	09/03/1980	Active	61	6	14	-8	-11.59%	69	6	1			N	SC	1	\$1,020.00	
Exc Award (06/30/2022, 06/30/2023, 06/30/2024)																		
10679	BIRCHWOOD	02/11/1961	Active	27	2	6	-4	-12.90%	31	1	1		3		M,VP,SC	21		
43867	BLOOMER	05/31/1984	Active	16	0	0	0	0.00%	16		15		3	R	S,M,VP,SC	24+	\$1,000.00	
10682	BOYD	05/08/1951	Active	28	4	0	4	16.67%	24		4			N	P,T,M,VP,SC	6	90+ Days	
67699	BRUCE BLUE HILLS	04/14/2003	Active	19	6	6	0	0.00%	19	7	0		4		M,VP,SC	24+		
10683	BRULE RIVER	07/30/1958	Active	31	0	2	-2	-6.06%	39	26	1		4		T,M,VP,SC	7	\$550.00	
10684	CADOTT	10/02/1947	Active	39	0	0	0	0.00%	39		2			N		5	\$1,166.00	
Exc Award (06/30/2023)																		
56253	CHEQUAMEGON	11/17/1994	Active	48	8	3	5	11.63%	38	9	0			N	SC	4		
10686	CHETEK	12/05/1967	Active	57	4	1	3	5.56%	56	22	2			N	VP	8	90+ Days	
Exc Award (06/30/2023, 06/30/2024)																		
10687	CHIPPEWA FALLS	05/03/1956	Active	60	8	1	7	13.21%	53	7	0			N	SC	0		
Exc Award (06/30/2023, 06/30/2024)																		
10688	CLAYTON	12/08/1965	Active	18	0	0	0	0.00%	18		2		3		M,VP	2	\$90.00	
10689	CLEAR LAKE	09/26/1966	Active	25	1	0	1	4.17%	25		0		2	R	M	0		
10691	CORNELL	06/25/1931	Active	19	0	2	-2	-9.52%	21	24	2		20		M,VP,SC	24+	\$1,500.00	
63348	DRESSER	06/26/2000	Active	10	0	3	-3	-23.08%	13	6	0		3	N	M	0	\$1,300.00	
Exc Award (06/30/2023)																		
10699	FREDERIC	01/10/1974	Active	17	0	1	-1	-5.56%	20	37	0			R	M,SC	0	\$100.00	
30716	GRANTSBURG	05/13/1975	Active	10	0	1	-1	-9.09%	11	1	3				S,M,VP,SC	18	\$30.00	
10702	HAWKINS	12/06/1950	Active	20	7	0	7	53.85%	12		1			R	S,M,SC	6		
10703	HAYWARD	03/07/1963	Active(1)	46	3	1	2	4.55%	44	37	1			N	SC	0	\$2,000.00	
10705	JIM FALLS	01/05/1960	Active	56	2	11	-9	-13.85%	61	10	0			N	SC	0	\$3,550.00	
Exc Award (06/30/2024)																		
10707	LADYSMITH	12/12/1968	Active	31	2	10	-8	-20.51%	40	11	1		2	R	SC	1	\$200.00	



# Club Health Assessment for District 27 E1 through March 2025

Club Number	Club Name	Charter Date	Status	Membership							Reports					Finance	LCIF
				Current Member Count	YTD Members Added	YTD Members Dropped	YTD Net Growth	YTD Net Growth%	Member Count 12 Months Ago	Avg. length of service for dropped members	Months Since Last MMR ***	Yrs. Since Last Officer Report	President Rotation	Vice President Reported ****	Months Since Last Activity Report ***	Account Balance	Donations for current Fiscal Year
			Number of times on status quo within last two years	If below 15 members appears				If net loss is greater than 20% appears			If no report in 3 months appears in	When more than one year appears in	Number of repeat terms	Notes the officers that do not have an active	If no report at 12 months red		
10708	LAKE HOLCOMBE L C	11/09/1972	Active	76	4	4	0	0.00%	72	17	0		2	R	T,VP	4	
10710	LAKE WISSOTA L C	07/11/1973	Active	37	1	1	0	0.00%	46	0	2				VP	0	\$1,000.00
10711	LUCK	11/14/1960	Active	47	3	4	-1	-2.08%	47	14	0			N	P,M,SC	14	\$1,000.00
	Exc Award (06/30/2018)																
38958	OSCEOLA AREA	10/28/1980	Active	30	0	0	0	0.00%	30		7			R	SC	5	
38900	PATTISON PARK AREA L C	09/29/1980	Active	40	9	2	7	21.21%	31	0	2		2		M,VP	0	\$1,380.00
10719	POPLAR WENTWORTH	11/12/1963	Active	6	0	0	0	0.00%	6		11		6		M,VP,SC	0	
10720	PRAIRIE FARM AREA	12/04/1967	Active	38	0	0	0	0.00%	41		9		7	R		24+	\$600.00
10721	RICE LAKE	10/30/1967	Active	44	1	1	0	0.00%	46	26	2			N	SC	12	
	Exc Award (06/30/2017)																
57477	SEELEY	11/07/1995	Active	40	5	1	4	11.11%	37	15	3		4	R	M,SC	24+	
10725	SHELL LAKE	01/21/1960	Active	55	3	9	-6	-9.84%	60	15	0			N	T,M,VP,SC	13	
	Exc Award (06/30/2017)																
10726	SIREN	05/26/1969	Active	24	0	0	0	0.00%	26		8			N	T,M,SC	24+	
	Exc Award (06/30/2016, 06/30/2018)																
10727	OLON SPRINGS	05/10/1956	Active	26	0	3	-3	-10.34%	28	4	8				M,VP,SC	18	\$200.00
10728	SPOONER-TREGO L C	09/21/1972	Active	32	4	2	2	6.67%	30	17	0		None		P,VP,SC	10	\$50.00
10700	ST CROIX FALLS	03/25/1952	Active	20	0	0	0	0.00%	23		9		2		VP	1	
	Exc Award (06/30/2023)																
10730	STANLEY	04/09/1946	Active	35	1	1	0	0.00%	34	10	7			R	M,SC	7	\$500.00
10732	STONE LAKE	01/12/1970	Active	19	1	4	-3	-13.64%	22	6	0		7		M,VP,SC	0	
10735	TILDEN	12/04/1973	Active	38	0	1	-1	-2.56%	38	44	2			N	P,T,M,VP,SC	3	
	Exc Award (06/30/2018)																
10737	TURTLE LAKE	05/01/1952	Active	54	4	1	3	5.88%	51	9	4		2		VP,SC	3	\$200.00
	Exc Award (06/30/2016, 06/30/2018)																
145762	Turtle Lake Area Lioness	03/23/2021	Active	13	0	0	0	0.00%	13		10		5	R	M,SC	12	
10685	UNITY AREA	06/10/1957	Active	15	0	0	0	0.00%	15		11			IP	M,SC	11	





## Club Health Assessment for District 27 E1 through March 2025

			Status	Membership							Reports					Finance	LCIF
Club Number	Club Name	Charter Date		Current Member Count	YTD Members Added	YTD Members Dropped	YTD Net Growth	YTD Net Growth%	Member Count 12 Months Ago	Avg. length of service for dropped members	Months Since Last MMR ***	Yrs. Since Last Officer Report	President Rotation	Vice President Reported ****	Months Since Last Activity Report ***	Account Balance	Donations for current Fiscal Year
			Number of times on status quo within last two years	If below 15 members appears				If net loss is greater than 20% appears			If no report in 3 months appears in	When more than one year appears in	Number of repeat terms	Notes the officers that do not have an active	If no report at 12 months appears in red		
43346	WANDEROOS	01/16/1984	Active	8	2	0	2	33.33%	6		0		9	M,VP,SC	0		\$1,000.00
	Exc Award (06/30/2024)																
10738	WEBSTER	12/13/1966	Active	35	3	11	-8	-18.60%	43	2	0			IP SC	12		
30350	WINTER & AREA L C	03/13/1975	Active	24	0	1	-1	-4.00%	23	1	6			N M,SC	0		\$1,000.00
	Exc Award (06/30/2024)																

Clubs Cancelled Previous Fiscal Year – Clubs Cancelled within last 12 months may be reinstated

Club Number	Club Name	Charter Date	Current Status*	Cancellation Date
28176	DANBURY	03/26/1974	Cancelled(8*)	06/29/2024

Current Total Clubs Count	YTD New Clubs Count	YTD Cancelled Clubs Count	YTD Net Club Gain	Current Total Members Count	YTD Add	YTD Drop	YTD Net Growth	YTD Net Growth %	Member Count 12 Months Ago	Average Member Count Per Club	% of Clubs with less than 20 members	% No MMR in 3 Months	% No Officer Report in 12 Months	% of Clubs with balance 90+ days	Number of Clubs in Status Quo	% Status Quo Clubs in Financial Suspension	Number of Cancelled Clubs	Average Cancelled Club Age	Members Lost Due to Cancellation	% of Clubs Cancelled for Non-Financial Reasons
43	0	0	0	1,394	94	108	-14	-0.99%	1,417	32	28%	35%	0%	5%	0	0%	0	0	0	0%

\* - P - Priority Club. Cancellation Reasons: 1-Objectives/conduct, 2-Non-active club, 5-Non-existing club, 6-Disbanding, 7-Merger, 8-Financial Suspension, 9-District/Multiple District Dues.

\*\* - Abbreviation: P-President, S-Secretary, T-Treasurer, M-Member Chairperson, VP-First Vice President, MC-Communications Chairperson, SC-Service Chairperson

\*\*\* - Abbreviation: N/R - Never reported using the Lions Clubs website, N/A - Not applicable, No password registered for the Lions Clubs website.

\*\*\*\* - Abbreviation: N - New, IP - Immediate Past, R - Repeat.



# Club Health Assessment for District 27 E2 through March 2025

			Status	Membership							Reports					Finance		LCIF
Club Number	Club Name	Charter Date		Current Member Count	YTD Members Added	YTD Members Dropped	YTD Net Growth	YTD Net Growth%	Member Count 12 Months Ago	Avg. length of service for dropped members	Months Since Last MMR ***	Yrs. Since Last Officer Report	President Rotation	Vice President Reported ****	Months Since Last Activity Report ***	Account Balance	Donations for current Fiscal Year	
			Number of times on status quo within last two years	If below 15 members appears				If net loss is greater than 20% appears			If no report in 3 months appears in	When more than one year appears in	Number of repeat terms	Notes the officers that do not have an active	If no report at 12 months appears in red			
Clubs less than two years old																		
179099	Chippewa Valley Emerging Leaders	02/13/2025	Newly Chartered	22	23	1	22	100.00%	0	0	0			N	SC	0		
Clubs more than two years old																		
10674	ALMA	03/21/1968	Active	11	0	2	-2	-15.38%	13	21	0		4	R	M,SC	5		
10675	ALMA CENTER	01/30/1967	Active	32	2	1	1	3.23%	29	16	2		4	R	T,M,VP,SC	5		
10676	ALTOONA	02/21/1961	Active	87	13	5	8	10.13%	75	11	0			N	SC	0	\$4,070.00	
10677	ARCADIA	07/17/1951	Active	51	0	0	0	0.00%	52		12		6		M,VP,SC	0		
10678	AUGUSTA	11/20/1939	Active	53	3	5	-2	-3.64%	55	25	0			N	SC	0		
10680	BLACK RIVER FALLS	10/08/1937	Active	45	4	4	0	0.00%	45	12	1			N	SC	0	\$1,040.00	
10681	BLAIR	03/24/1958	Active	10	0	1	-1	-9.09%	11	5	2		None		P,T,M,VP,SC	15	90+ Days	
53356	BOYCEVILLE	06/15/1992	Active	15	1	5	-4	-21.05%	20	6	4		7	N	M,SC	0		
64949	CLEGHORN	01/18/2002	Active	78	1	3	-2	-2.50%	82	7	2		2	N	M,SC	0	\$4,540.00	
Exc Award (06/30/2018, 06/30/2023)																		
10690	COCHRANE BUFFALO CITY	04/18/1967	Active	4	0	0	0	0.00%	4		25		2		M,VP,SC	N/A		
31431	DEER PARK	12/22/1975	Active	18	0	0	0	0.00%	18		1				M,VP,SC	1		
10692	DURAND	03/08/1965	Active	22	1	1	0	0.00%	24	54	3		2	N		0		
37795	EAU CLAIRE EVE	12/06/1979	Active	19	3	3	0	0.00%	20	14	1			N	M,SC	8	\$530.00	
43145	EAU CLAIRE SEYMOUR	11/22/1983	Active	46	0	3	-3	-6.12%	48	37	2			N	SC	0	\$20.00	
Exc Award (06/30/2024)																		
39868	ELEVA STRUM AREA	05/19/1981	Active	17	1	2	-1	-5.56%	18	14	0		4		M,VP,SC	0	\$5.00	
33020	ELK MOUND	11/18/1976	Active	17	0	1	-1	-5.56%	18	48	0			N	M,SC	6	\$100.00	
Exc Award (06/30/2022)																		
10694	ELLSWORTH	10/20/1930	Active	39	0	0	0	0.00%	39		6			N	SC	1	\$1,010.00	
Exc Award (06/30/2023, 06/30/2024)																		
10695	ETTRICK	07/18/1951	Active	43	0	1	-1	-2.27%	44	12	1		2	R	SC	1		
10696	FAIRCHILD	11/14/1968	Active	26	0	3	-3	-10.34%	28	24	0		2	N	M,SC	0	\$230.00	



# Club Health Assessment for District 27 E2 through March 2025

			Status	Membership							Reports					Finance	LCIF	
Club Number	Club Name	Charter Date		Current Member Count	YTD Members Added	YTD Members Dropped	YTD Net Growth	YTD Net Growth%	Member Count 12 Months Ago	Avg. length of service for dropped members	Months Since Last MMR ***	Yrs. Since Last Officer Report	President Rotation	Vice President Reported ****	Months Since Last Activity Report ***	Account Balance	Donations for current Fiscal Year	
			Number of times on status quo within last two years	If below 15 members appears					If net loss is greater than 20% appears		If no report in 3 months appears in	When more than one year appears in	Number of repeat terms	Notes the officers that do not have an active	If no report at 12 months appears in red			
10697	FALL CREEK	03/22/1954	Active	49	2	7	-5	-9.26%	53	14	2			N	SC	0		\$1,500.00
10698	FOUNTAIN CITY	09/07/1951	Active	26	1	0	1	4.00%	25		5				P,M,VP,SC	15		
60728	FOUNTAIN CITY FARM FEST	05/05/1998	Cancelled(6*)	0	0	13	-13	-100.00%	17	22	3		None		P,S,T,M,VP SC	18		
10701	GALESVILLE	08/12/1946	Active	40	0	1	-1	-2.44%	41	16	2			N	SC	2		\$80.00
Exc Award (06/30/2024)																		
39526	GLEN HILLS L C	03/03/1981	Active	28	0	0	0	0.00%	28		0			N	M,SC	2		
Exc Award (06/30/2022)																		
41886	HAMMOND	10/22/1982	Active	30	0	0	0	0.00%	30		7		5		M,VP,SC	7		
46822	HUDSON	01/23/1987	Active	33	1	1	0	0.00%	37	3	0		3		VP,SC	0		\$540.00
Exc Award (06/30/2021, 06/30/2022, 06/30/2023)																		
10704	INDEPENDENCE	08/08/1951	Active	52	5	6	-1	-1.89%	52	15	0		2	R		0		\$3,220.00
Exc Award (06/30/2018, 06/30/2019)																		
10712	MENOMONIE	10/16/1946	Active	101	4	5	-1	-0.98%	108	3	0			N		0		\$1,410.00
Exc Award (06/30/2022, 06/30/2023)																		
28018	MERRILLAN	02/14/1974	Active	7	3	1	2	40.00%	5	18	1		3		M,VP,SC	3	90+ Days	
10714	MONDOVI	04/29/1959	Active	31	0	0	0	0.00%	31		10		4	R	M,SC	15		\$930.00
28019	OSSEO	02/15/1974	Active	28	1	0	1	3.70%	27		7		2		M,VP,SC	7		\$50.00
10715	PEPIN	08/24/1972	Active	15	0	4	-4	-21.05%	19	26	1		2	R	P,M,VP,SC	16		
10716	PIGEON FALLS	05/31/1960	Active	40	3	2	1	2.56%	39	23	4		11	R	VP,SC	2		
Exc Award (06/30/2024)																		
10717	PLEASANTVILLE	10/31/1968	Active	20	0	0	0	0.00%	20		0			N	P,M,VP,SC	20	90+ Days	
10718	PLUM CITY	03/13/1967	Active	32	3	1	2	6.67%	31	22	1			N	SC	5		\$1,000.00
38959	PRESCOTT	10/20/1980	Active	19	0	2	-2	-9.52%	21	18	1		2	R	M,VP,SC	14		\$370.00
10722	RIVER FALLS	11/22/1937	Active	77	3	4	-1	-1.28%	87	21	1			N	M,SC	0		\$1,020.00
10723	ROBERTS	01/10/1959	Active	72	2	4	-2	-2.70%	75	8	0			N	SC	2		\$240.00
Exc Award (06/30/2021)																		
105716	SOMERSET	06/05/2009	Active(1)	27	1	2	-1	-3.57%	28	4	2			N	M,SC	0		



# Club Health Assessment for District 27 E2 through March 2025

			Status		Membership						Reports					Finance		LCIF		
Club Number	Club Name	Charter Date			Current Member Count	YTD Members Added	YTD Members Dropped	YTD Net Growth	YTD Net Growth%	Member Count 12 Months Ago	Avg. length of service for dropped members	Months Since Last MMR ***	Yrs. Since Last Officer Report	President Rotation	Vice President Reported ****	Months Since Last Activity Report ***	Account Balance	Donations for current Fiscal Year		
			Number of times on status quo within last two years		If below 15 members appears				If net loss is greater than 20% appears			If no report in 3 months appears in	When more than one year appears in	Number of repeat terms		Notes the officers that do not have an active	If no report at 12 months appears in red			
Exc Award (06/30/2022, 06/30/2024)																				
10729	SPRING VALLEY	10/21/1947	Active		27	0	0	0	0.00%	27		1		None	P,T,M,VP,SC	17				
10736	TREMPEALEAU	06/19/1972	Active		87	7	3	4	4.82%	84	3	0			M,VP,SC	2				
55081	WAUMANDEE AREA	12/01/1993	Active		25	0	1	-1	-3.85%	26	29	8		3	R	P,M,SC	12			
10739	WHITEHALL	07/01/1946	Active		15	1	1	0	0.00%	15	21	0		3		P,M,VP,SC	3	\$20.00		
10740	WOODVILLE	01/03/1952	Active		56	6	0	6	12.00%	50		0			N	T,SC	1	\$100.00		
Exc Award (06/30/2021)																				
Current Total Clubs Count	YTD New Clubs Count	YTD Cancelled Clubs Count	YTD Net Club Gain	Current Total Members Count	YTD Add	YTD Drop	YTD Net Growth	YTD Net Growth %	Member Count 12 Months Ago	Average Member Count Per Club	% of Clubs with less than 20 members	% No MMR in 3 Months	% No Officer Report in 12 Months	% of Clubs with balance 90+ days	Number of Clubs in Status Quo	% Status Quo Clubs in Financial Suspension	Number of Cancelled Clubs	Average Cancelled Club Age	Members Lost Due to Cancellation	% of Clubs Cancelled for Non-Financial Reasons
44	1	1	0	1,592	95	99	-4	-0.25%	1,619	36	27%	25%	0%	7%	0	0%	1	27	13	100%

\* - P - Priority Club. Cancellation Reasons: 1-Objectives/conduct, 2-Non-active club, 5-Non-existing club, 6-Disbanding, 7-Merger, 8-Financial Suspension, 9-District/Multiple District Dues.

\*\* - Abbreviation: P-President, S-Secretary, T-Treasurer, M-Member Chairperson, VP-First Vice President, MC-Communications Chairperson, SC-Service Chairperson

\*\*\* - Abbreviation: N/R - Never reported using the Lions Clubs website, N/A - Not applicable, No password registered for the Lions Clubs website.

\*\*\*\* - Abbreviation: N - New, IP - Immediate Past, R - Repeat.